



Foundation Stage Two Home Learning

Theme: How Does Your Garden Grow?

Summer Term Week 5

We would love to see your home learning on Tapestry.

English lesson 1

- Listen to the story 'Grandpa's Garden' by Stella Fry.

<https://www.youtube.com/watch?v=32ORaW0bAJk>

- Retell the story to an adult in your house.
- Talk about the setting, characters and the main events in the story.

English lesson 2

Play the phonics games below:

Phase 2

<https://www.phonicsplay.co.uk/PicnicOnPluto.html>

Phase 3

<https://www.phonicsplay.co.uk/PictureMatch.html>

Phase 4

<https://www.phonicsplay.co.uk/SentSubPhase4.html>

English lesson 3

- Play the flashcard game (phases 2 and 3) below:
<https://new.phonicsplay.co.uk/resources/phase/1/flashcards-speed-trials>

- Read the sentences, write the sentences and fill in the missing words using the words in the yellow box.

Mark and Carl got wet in the _____.

An _____ hoots at night.

Jim has seven silver _____.

The _____ gets up at six in the morning.

farmer coins owl rain

English lesson 4

Learning the alphabet

- Watch the alphabet song
https://www.youtube.com/watch?v=x49aTZM_OOE
- Write the capital letters and lower case letters in order using the school's pre-cursive handwriting style for example, Aa Bb Cc...
- Make your own alphabet cards. Next, play the game 'Which Letter is Missing?'
Lay out the set of alphabet cards your child has made in alphabetical order. While your child closes their eyes, take one card away. On your command they open their eyes and identify which letter is missing. Can your child say the letter name and sound of the missing letter?



English lesson 5

- Practise the phase 2 and 3 sounds.
- Practise spelling the words below:

1. that

2. we

3. they
























4. me

5. see





























6. this

- Next pick one of the words and write it in a sentence.
Remember finger spaces, a full stop and capital letters.

My Phase 2 Sound Mat

s 	a 	t 	p 	i 	n 	m 	d 
g 	o 	c 	k 	ck 	e 	u 	r 
h 	b 	f 	ff 	l 	ll 	ss 	

My Phase 3 Sound Mat

j 	v 	w 	x 	y 	z 	zz 	qu 
ch 	sh 	th 	ng 	ai 	ee 	igh 	oa 
oo 	oo 	ar 	or 	ur 	ow 	oi 	ear 
air 	ure 	er 					

Maths lesson 1

How much?

 p p p p p p

Counting Pennies
Count how much money there is in each bag.

 p p p p p p

0 to 10 Number Line

0 1 2 3 4 5 6 7 8 9 10



Maths lesson 2

To explore different combinations of coins for a given total up to 10p.


Label some objects with the prices 1p, 2p, 5p and 10p.

Ask your child to select the correct coin to match the cost of the item.

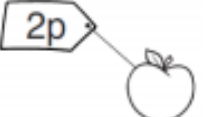


Maths lesson 3 Use 1 pence coins on a ten frame to match the prices.

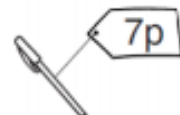
6p



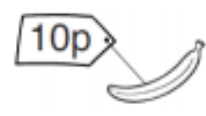
2p



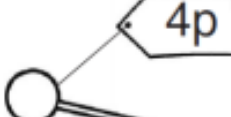
7p




10p



4p



9p



► RESOURCES:

► Draw a table with 5 columns and 5 rows to create a ten frame. Objects with price tags as opposite.

► 1p 2p 5p 10p coins. Use different coins to make up the amounts i.e 3 x 2p and talk to your child about each coin being worth 2 1 pennies. Model the value in pennies on the ten frame.

Maths lesson 4

How Much Do the Ice Creams Cost?

How much does each ice cream cost? Look at the coins and write the total amount in the circle.



How Much Do the Ice Creams Cost?

How much does each ice cream cost? Look at the coins and write the total amount in the circle.




Maths lesson 5

Help your child to choose the correct coins to pay for the items.

16p



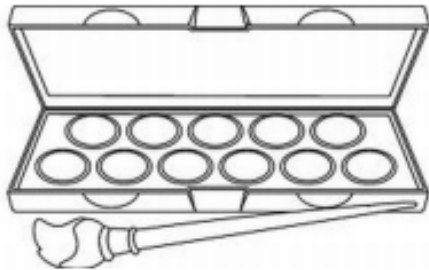
12p



11p



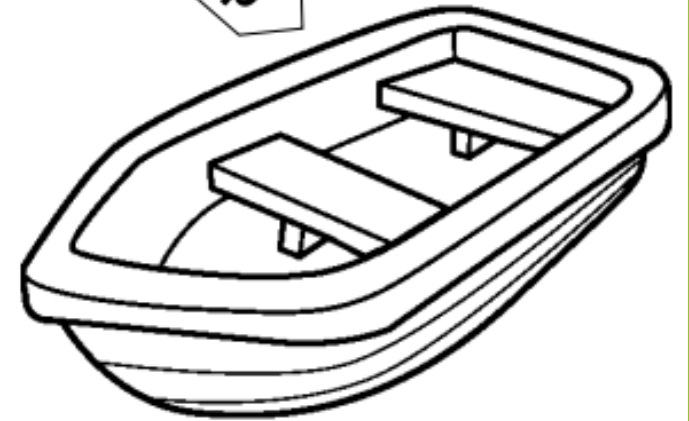
9p



8p



19p



Topic lesson 1

In the story, Grandpa's garden, there are some pesky insects that try to eat the fruit and vegetables that are growing. One of these was a caterpillar! This will grow to become a beautiful butterfly.

Watch the first 6 minutes of the following video clip and then discuss what you have learnt about how a caterpillar becomes a butterfly.

<https://www.youtube.com/watch?v=unvZ4ZoYPNY>

*

Topic lesson 2


Can you draw the life cycle of a butterfly? Once you have drawn this, label it using the words below.

Butterfly

Larva/ Caterpillar

Chrysalis

Egg



Additional resource links

Area of Learning	Websites
Phonics/Early Reading	Phonics Play- https://www.phonicsplay.co.uk/# Phonics Bloom- https://www.phonicsbloom.com/ Letters and Sounds- https://www.letters-and-sounds.com/ Cbeebies- Alphablocks- https://www.bbc.co.uk/cbeebies/shows/alphablocks?page=2 Teach Your Monster to Read- https://www.teachyourmonstertoread.com/ Oxford Owl- https://www.oxfordowl.co.uk/ Teaching Handwriting- https://www.teachhandwriting.co.uk/ Vooks- https://www.vooks.com/ Scholastic- Classroom Magazine- https://classroommagazines.scholastic.com/ Spelling Shed- https://www.spellingshed.com/en-gb
Maths	Maths Mastery (The Maths Programme we follow in school)- https://www.mathematicsmastery.org/ TopMarks- https://www.topmarks.co.uk/ Cbeebies- Numberblocks- https://www.bbc.co.uk/cbeebies/games/numberblocks-make-and-play?collection=fun-activities-for-toddlers-and-preschoolers ICT Games- http://www.ictgames.com/
Other Websites	Twinkl- https://www.twinkl.co.uk/ Bee Bot App for Computing- https://play.google.com/store/apps/details?id=com.tts.beebot&hl=en_US https://apps.apple.com/gb/app/bee-bot/id500131639 Explorify for Science- https://explorify.wellcome.ac.uk/ Orchard Toys- https://www.orchardtoys.com/ - Free things to do section