



BROOKE &
MARSHLAND
FEDERATION

Year 1 Home Learning

Theme: Happy and Glorious

Summer Term Week 2

English lesson 1

c
a
d
g
o
q

Handwriting

Practise writing the following letters and words.

cat
can
dad
got
quit
quick
dog
goat

English lesson 2

Watch the videos on youtube.

If you use a laptop there are cursers in the top corner of the video to access the 360 views.

If you use a phone or tablet you can move them round to show the views.

What are your favourite sights and landmarks that you saw?

Where would you like to see in real life?

Can you remember any facts about London from the videos?

360 degree tours of London

<https://www.youtube.com/watch?v=m9ECtKA1VeQ&t=2s>

<https://www.youtube.com/watch?v=VPdzOmOtvSA&t=113s>

<https://www.youtube.com/watch?v=NuJoreeopuU>

London normal tour

<https://www.youtube.com/watch?v=qaBZPI7If14>

National History Museum normal

https://www.youtube.com/watch?v=Ufz_t7whxLo

English lesson 3

After your tour of London yesterday, you are now going to write a letter back to either your family or to Mr Moore or Miss Hennigan.

In your letter you need to tell us about your virtual trip to London (imagine it was real).

Today's lesson will be planning what you want to write in your letter.

Plan

Who are you writing to?

Where did you go? (choose 2 places)

What did you see? (choose as many as you want to talk about)

What was your favourite thing you saw?
Why?



English lesson 4

Today you are going to write your letter.

Use your notes from yesterday and look back at the videos if you need help with your writing.

Remember to include the following;

- Dear/To _____
- Capital Letters for sentences and names of places/people
- Full Stops at the end of your sentences.
- Neat handwriting
- finger spaces inbetween words
- use and or because
- Finish with from _____



English lesson 5

In Year 1 we learn to add the suffix -est onto words.

Add -ed onto the following words and then put them into a sentence.

<i>Root word</i>	<i>add -est</i>	<i>sentence</i>
<i>quick</i>	<i>quickest</i>	<i>I am the quickest in the class and in year 1.</i>
<i>slow</i>		
<i>fast</i>		
<i>tall</i>		
<i>short</i>		
<i>long</i>		

Maths lesson 1

Match the numbers to the words.

11

nine

9

fifteen

17

twenty

20

eleven

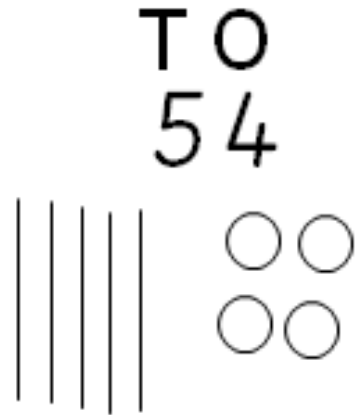
15

seventeen

Maths lesson 2

Draw the tens and ones for these different 2 digit numbers.
Use the example to help you, remember we draw sticks for tens and circle for ones.

T means tens and O means ones



Can you draw the tens and ones for these numbers?

21

39

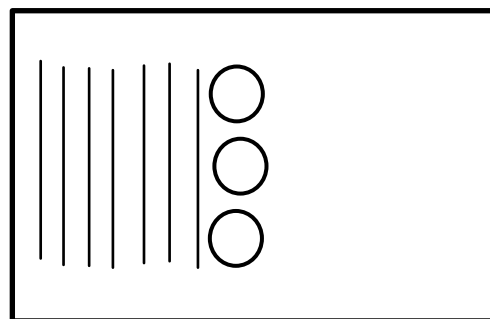
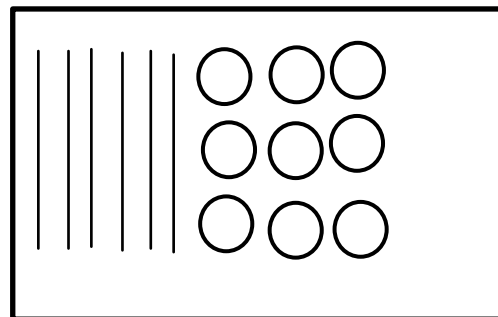
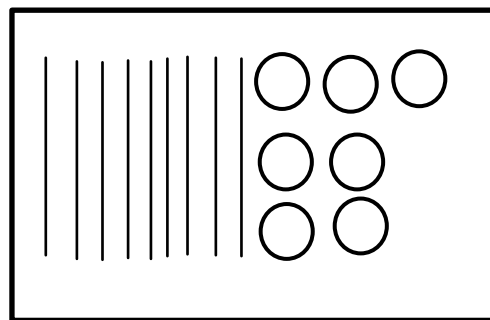
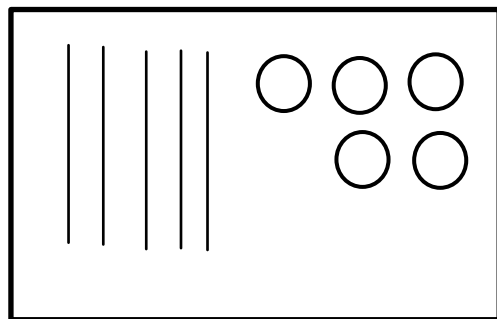
60

73

84

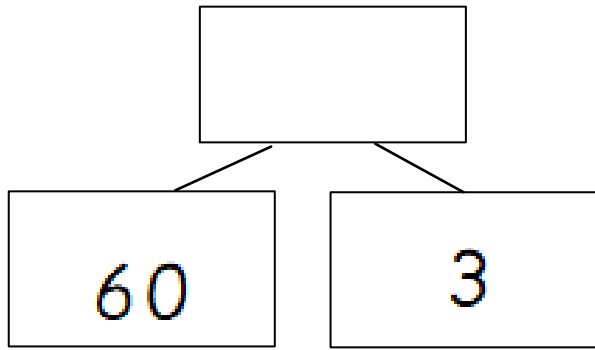
Maths lesson 3

Which numbers have been represented by these tens and ones?

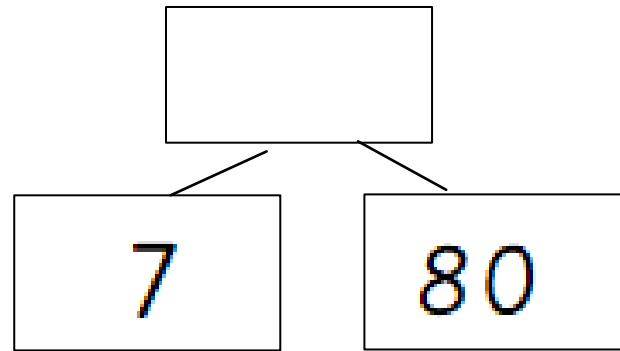


Maths lesson 4

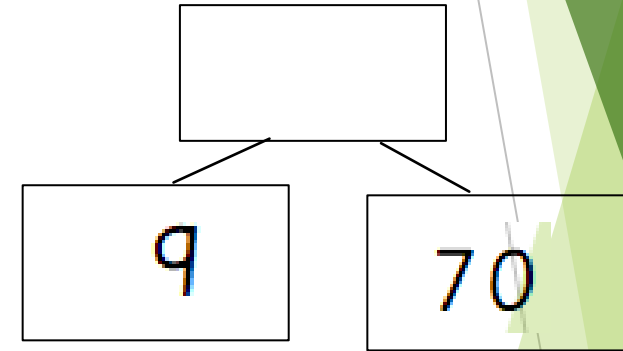
Complete the part part whole models and the matching addition calculations.



$$60 + 3 = \underline{\quad}$$



$$80 + 7 = \underline{\quad}$$



$$70 + 9 = \underline{\quad}$$

Maths lesson 5

Use the star words 'greater than' or 'less than' to compare these numbers.
For example 56 is less than 65

73 _____ 63

92 _____ 95

67 _____ 76

95 _____ 59

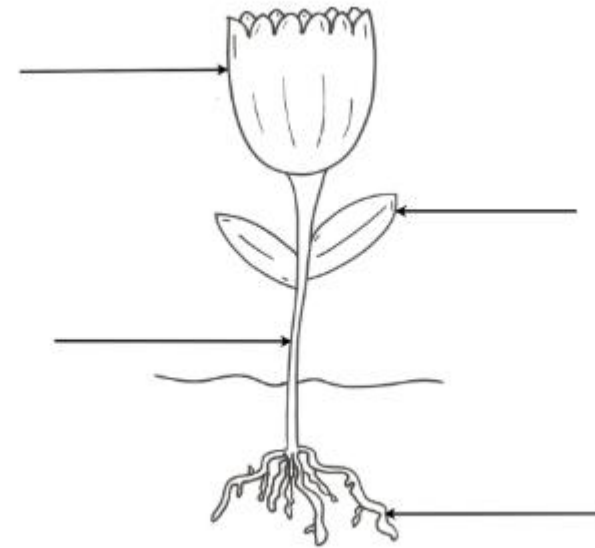

82 _____ 88

You could use your own numbers too.

Topic lesson 1

Science - label the basic structure of a flowering plant. .

Label the parts of these flowering plants. using the following key words - stem, flower, petal. leaf, roots



Can you find a flowering plant outside that you can stick to paper and label?

Topic lesson 2

Music - listen to and enjoy a range of songs linked to imagination

Listen to some (or all) of the following songs:

Supercalifragilisticexpialidocious from Mary Poppins (<https://www.youtube.com/watch?v=UR4uLNFEauw>)

Pure Imagination from Willy Wonka and the Chocolate Factory (<https://www.youtube.com/watch?v=SVi3-Pr0004>)

Daydream Believer by The Monkees (<https://www.youtube.com/watch?v=xvqeSJlgaNk>)

A Whole New World from Aladdin (<https://www.youtube.com/watch?v=hZ1Rb9hC4JY>)

Think about these questions:

Which instruments can you hear? (remember, the voice is an instrument too)

Does the song tell a story?

How does the music make you feel?

What do you like about the music?

Make a list of all the songs that make you feel happy.

Additional resource links

Phonics - <https://new.phonicsplay.co.uk/>



Username: march20
Password: home

ideally use the phase 5

Science/ReachOut Report - <https://www.reachoutreporter.com/>



Weekly Science news and new weekly features

Maths - <https://www.bbc.co.uk/bitesize/topics/z8sfr82/articles/zw4g2nb>

Video and games linked to place value