



BROOKE &
MARSHLAND
FEDERATION

Year 1 Home Learning

Theme: Happy and Glorious

Summer Term Week 5

English lesson 1

Handwriting

Practise writing the following letters and words.

n _____
w _____
x _____
e _____
s _____
f _____
z _____

new _____
well _____
mix _____
six _____
next _____
fall _____
zoom _____
zebra _____


English lesson 2

Watch a bit more of the story.
(up to 6mins 50 seconds)

The tour group aren't sure where they can go now.

Using your knowledge from previous learning on London, where do you think the tour group should go?

Write down 3 places that the tour group could go to and explain why they should go there using because.



<https://drivetribe.com/p/the-book-about-paddington-in-the-ajdxqOerRCSOCEFx0D1t9A?iid=NvnwxbWBQSa-Eblus1Xifw>

English lesson 3

<https://drivetribe.com/p/the-book-about-paddington-in-the-ajdxqOerRCSocEFx0D1t9A?iid=NvnwxbWBQSa-Eblus1Xifw>

Watch to the end of the story.

Talk to your adult about what has happened so far in the story.

Complete the thoughts and feelings of Paddington at this point in the story.

How is he feeling at this point?

What do you think he is thinking?



English lesson 4

<https://drivetribe.com/p/the-book-about-paddington-in-the-ajdxqOerRCSOCEfx0D1t9A?iid=NvnwxbWBQSa-Eblus1Xifw>


Watch all of the story of Paddington.

What did you like about the story?

What was your favourite part?

Which characters did you like?

Write down 3 questions you would like to ask Paddington.



English lesson 5

In Year 1 we learn to add the prefix un- onto the beginning of words.

Add un- onto the following words and then put them into a sentence.

| <i>Root word</i> | <i>add un-</i> | <i>sentence</i> |
|------------------|----------------|---|
| <i>do</i> | <i>undo</i> | <i>The boy had to undo a knot in his laces.</i> |
| <i>zip</i> | | |
| <i>well</i> | | |
| <i>kind</i> | | |
| <i>safe</i> | | |
| <i>happy</i> | | |

Maths lesson 1

Today we are adding a 1 digit number to a 2 digit number. There are different ways you can solve these calculations.

You can use the number line to help you.

You put the big number in your head and count on the small number using your fingers if you need to.

You can draw the tens and ones to help you work out the answer.

$23 + 3 = \underline{\quad}$

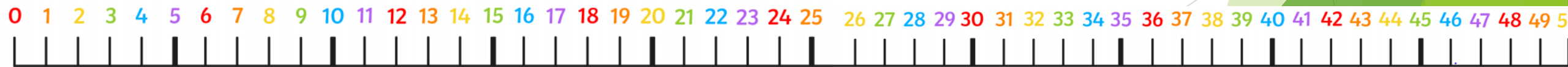
$35 + 4 = \underline{\quad}$

$11 + 8 = \underline{\quad}$

$37 + 2 = \underline{\quad}$

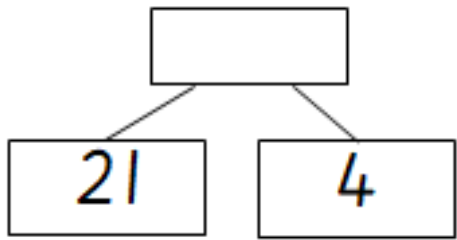
$45 + 3 = \underline{\quad}$

$42 + 6 = \underline{\quad}$

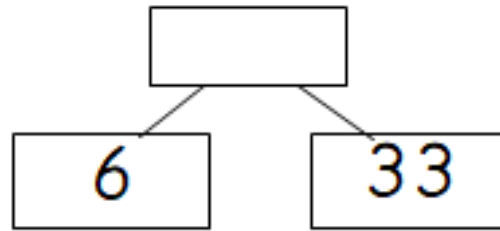


Maths lesson 2

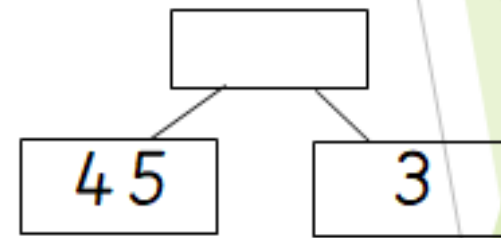
Use your knowledge of addition to complete these part part whole models.



$$21 + 4 = \underline{\quad}$$

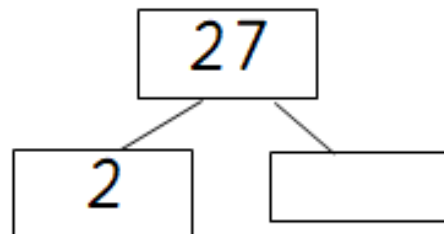
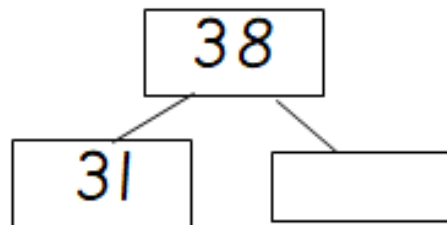


$$33 + 6 = \underline{\quad}$$



$$45 + 3 = \underline{\quad}$$

Complete these for a challenge...



Maths lesson 3

Today we are subtracting a 1 digit number from a 2 digit number. There are different ways you can solve these calculations.

You can use the number line to help you. Remember to jump backwards

You put the big number in your head and count back the small number using your fingers if you need to.

You can draw the tens and ones, then cross out the ones you are taking away to help you find the answer.

$29 - 3 = \underline{\quad}$

$45 - 4 = \underline{\quad}$

$19 - 8 = \underline{\quad}$

$37 - 2 = \underline{\quad}$

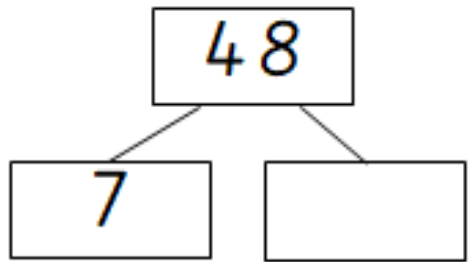
$25 - 1 = \underline{\quad}$

$44 - 3 = \underline{\quad}$

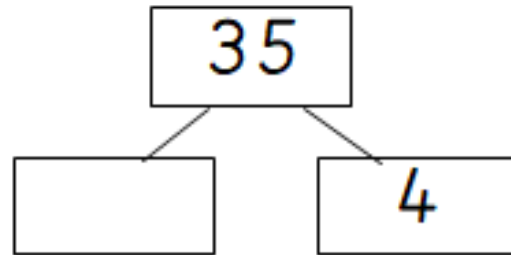


Maths lesson 4

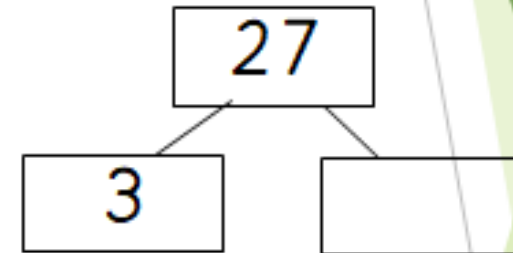
Use your knowledge of subtraction to complete these part part whole models.



$$48 - 7 = \underline{\quad}$$



$$35 - 4 = \underline{\quad}$$



$$27 - 3 = \underline{\quad}$$

Challenge yourself by creating your own problems to solve.
Can you use numbers greater than 50?

Maths lesson 5

Practise writing your numbers up to 50.
Look closely and check that your digits are formed correctly.

0 1 2 3 4 5 6 7 8 9

Topic lesson 1

History - find out about significant historical events

Watch this video about the Great Fire of London

<https://www.bbc.co.uk/newsround/37222884>

Answer the following questions:

When was the Great Fire of London?

Where did it start?

Who was the King at the time?



Topic lesson 2

ICT - technology outside school

Have a look in the different rooms of your house, what technology can you find?
Create a poster showing the different technology you have in different rooms.

bedroom



living room




kitchen



Additional resource links

Phonics - <https://new.phonicsplay.co.uk/>



Username: march20
Password: home

ideally use the phase 5

Science/ReachOut Report - <https://www.reachoutreporter.com/>



Weekly Science news and new weekly features