



BROOKE &
MARSHLAND
FEDERATION

Year 4 Home Learning

Theme: The Journey

Summer Term Week 2

English lesson 1

Use this picture as an inspiration to write a paragraph about the amazing journey of Gerome the Gnome. Make sure to include:

A fronted adverbial

Speech marks

An expanded noun phrase



English lesson 2

Read the extract and answer the questions:

- 1. Who is on the phone for Laura and why?*
- 2. Why has the author described the sky 'blue veiled with a haze of gold?'*
- 3. 'Away Laura flew...' Why does the writer use flew instead of walked?*
- 4. Find and copy the names of two flowers from the garden.*

The Garden Party by Katherine Mansfield

The weather was ideal. They could not have had a more perfect day for a garden party if they had ordered it. Windless, warm, and the sky without a cloud. The blue was veiled with a haze of light gold, as it is sometimes in early summer. The gardener had been up since dawn, mowing the lawns and sweeping them, until the grass and the daisy plants had seemed to shine. As for the roses, hundreds, yes, literally hundreds, had come out in a single night; the green bushes bowed down as though they had been visited by archangels.

Breakfast was not yet over before the men came to put up the marquee. "Where do you want the marquee put, mother?"

"My dear child, it's no use asking me. I'm determined to leave everything to you children this year. Forget I am your mother. Treat me as an honoured guest."

But Meg could not possibly go and supervise the men. She had washed her hair before breakfast, and she sat drinking her coffee in a green towel, with a dark, wet curl stamped on each cheek. "You'll have to go, Laura; you're the artistic one," she said. Away Laura flew, still holding her piece of bread and butter. It's so delicious to have an excuse for eating out of doors and, besides, she loved having to arrange things; she always felt she could do it so much better than anybody else.

Four men in their shirt-sleeves stood grouped together on the garden path. They carried sticks covered with rolls of canvas, and they had big tool bags slung on their backs. "Good morning," said Laura, copying her mother's voice. It sounded so unusual that she was ashamed, and stammered like a little girl, "Oh—er—have you come—is it about the marquee?"

"That's right, miss," said the tallest of the men, a lanky, freckled fellow. He shifted his tool bag, knocked back his straw hat and smiled down at her. "That's about it."

"Laura, Laura, where are you? Telephone, Laura!" a voice cried from the house.

"Coming!" Away she skimmed, over the lawn, up the path, up the steps, across the veranda, and into the porch, desperate to know what was so urgent.

English lesson 3

accident
knowledge
opposite
business
calendar
therefore
different
library
recent
question

Practise the spellings and write them in some interesting sentences.

Write the spellings using pyramid words.

Write the spellings in rainbow writing.

English lesson 4

Look at the pictures and write a sentence about what is happening in each one, using a fronted adverbial. Use the adverbial bank to help you if you wish.

Above the clouds

Bravely

Happily

Having a great time

Besides the sea

Very sensibly

Almost unbelievably



English lesson 5

Match the root words to the correct prefix. Then write a sentence using each word.



dis-

mis-

un-

Maths lesson 1


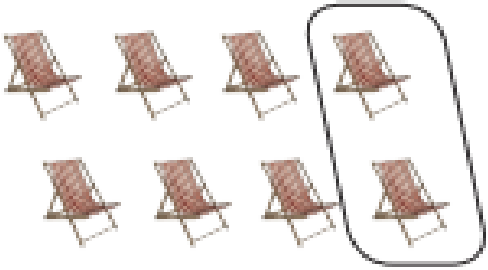


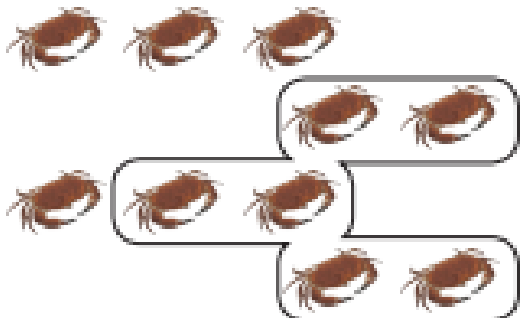

Help the frog through the maze by counting in 7s.



	0	7	14	28	35	42	49	
	14		21		14		42	
	21	28	28	14	21	28	35	
	49		35		35		42	
6	49	56	49	42	35	42	84	91
63		63		35		56		98
70	63	70	84	91	98	105	112	105
77		77		98		171		
98	91	84	77	154	161	168		
105		89		147		175		
112	119	126	133	140	133	147		

Maths lesson 2

Write a fraction sentence in your book for each picture.
The first one has been done for you.

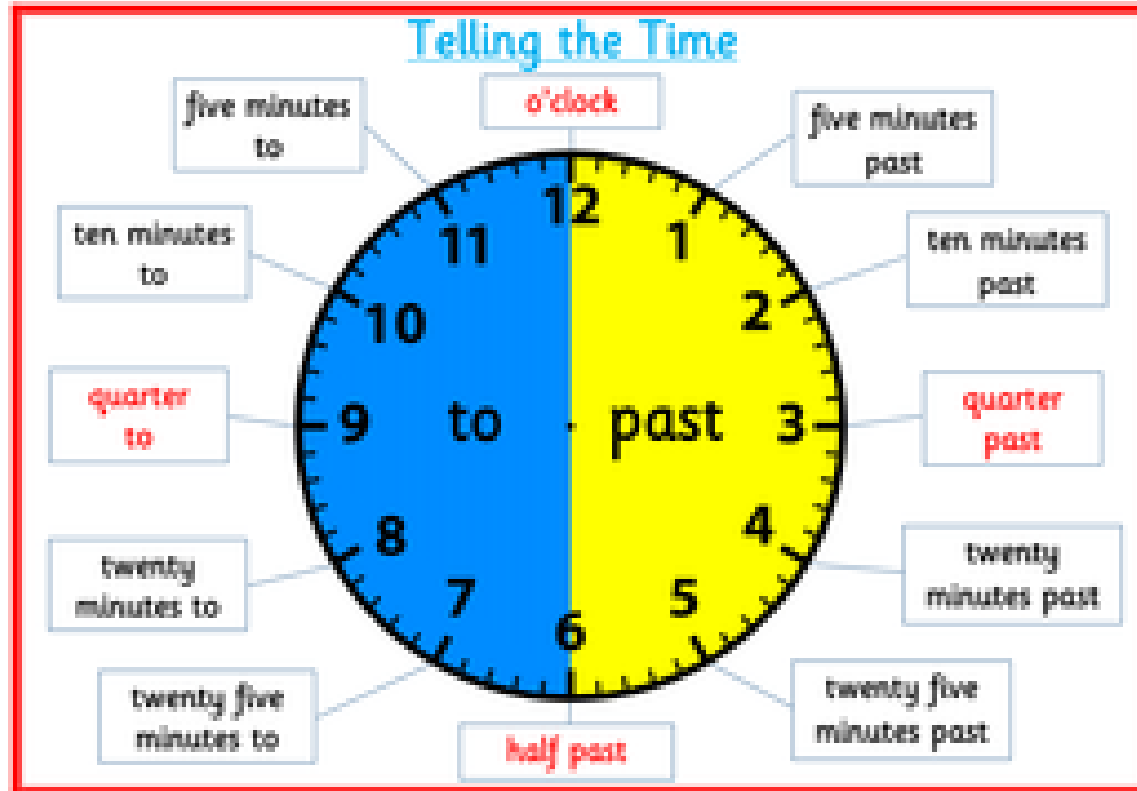
 <p>$\frac{2}{3}$ of 6 = 4</p> <hr/>	 <hr/>	 <hr/>
 <hr/>	 <hr/>	 <hr/>

Maths lesson 3

Time recap:

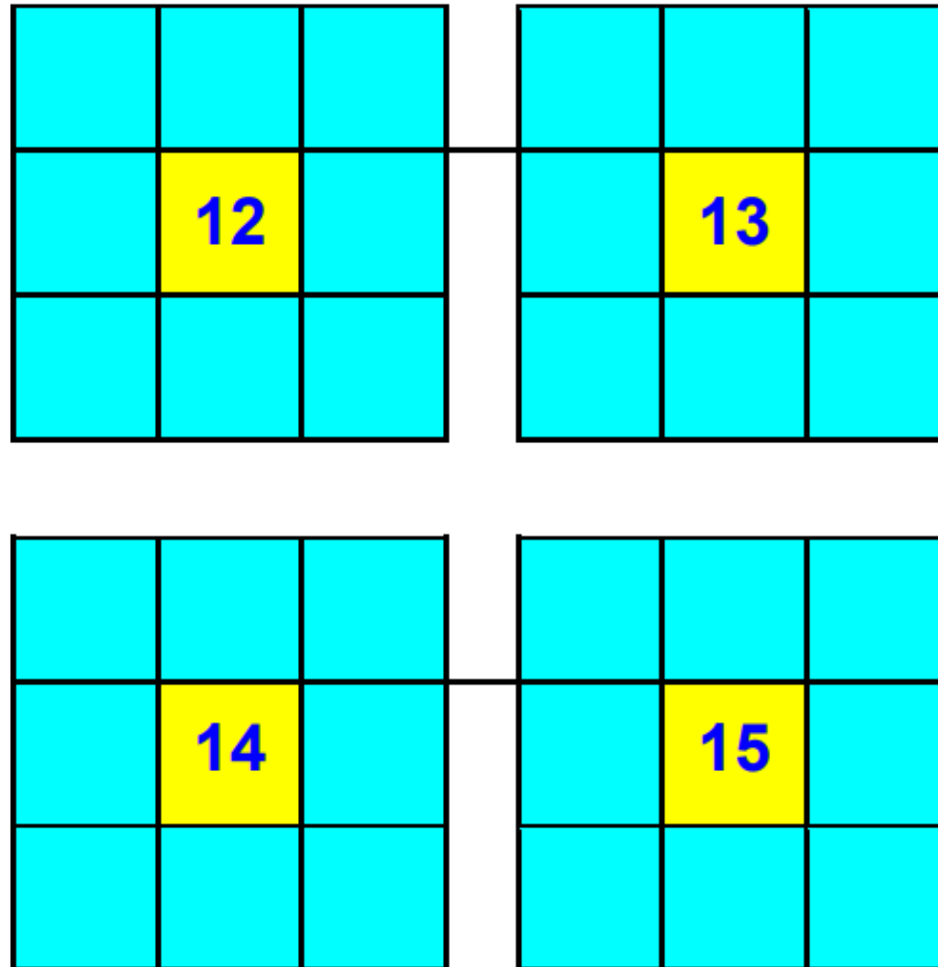
Tell a grown up the time three times a day for the rest of the week.

You must use 'past' and 'to' once each day.



Maths lesson 4

Put the numbers 1-8 in each of the squares so that each side adds up to the middle number.



Maths lesson 5

Subtraction recap - work out the column subtractions below. Be careful, you will have to regroup on some calculations.

$$\begin{array}{r} 1. \quad 5,956 \\ - 1,129 \\ \hline \\ \hline \end{array}$$

$$\begin{array}{r} 2. \quad 9,835 \\ - 7,026 \\ \hline \\ \hline \end{array}$$

$$\begin{array}{r} 9. \quad 6,814 \\ - 3,785 \\ \hline \\ \hline \end{array}$$

$$\begin{array}{r} 10. \quad 8,545 \\ - 6,350 \\ \hline \\ \hline \end{array}$$

$$\begin{array}{r} 3. \quad 5,018 \\ - 2,046 \\ \hline \\ \hline \end{array}$$

$$\begin{array}{r} 4. \quad 6,792 \\ - 6,677 \\ \hline \\ \hline \end{array}$$

$$\begin{array}{r} 11. \quad 9,847 \\ - 9,546 \\ \hline \\ \hline \end{array}$$

$$\begin{array}{r} 12. \quad 9,178 \\ - 7,311 \\ \hline \\ \hline \end{array}$$

$$\begin{array}{r} 5. \quad 5,524 \\ - 1,774 \\ \hline \\ \hline \end{array}$$

$$\begin{array}{r} 6. \quad 6,027 \\ - 4,818 \\ \hline \\ \hline \end{array}$$

$$\begin{array}{r} 13. \quad 4,582 \\ - 2,548 \\ \hline \\ \hline \end{array}$$

$$\begin{array}{r} 14. \quad 4,438 \\ - 1,501 \\ \hline \\ \hline \end{array}$$

$$\begin{array}{r} 7. \quad 5,031 \\ - 4,549 \\ \hline \\ \hline \end{array}$$

$$\begin{array}{r} 8. \quad 9,188 \\ - 3,921 \\ \hline \\ \hline \end{array}$$

Topic lesson 1

RE - research Mahatma Gandhi and record in your book facts about him. You may write a paragraph, draw a poster or record information any other way you wish.

This website may help you:

<https://www.historyforkids.net/mohandas-gandhi.html>

Topic lesson 2

PSHCE - identify someone you love and why they are special to you.

Create a card telling them why they are special to you. Share the card with them to help brighten their day!

Additional resource links