



Foundation Stage One Home Learning

Theme: How Does Your Garden Grow?

Summer Term 2 Week 3

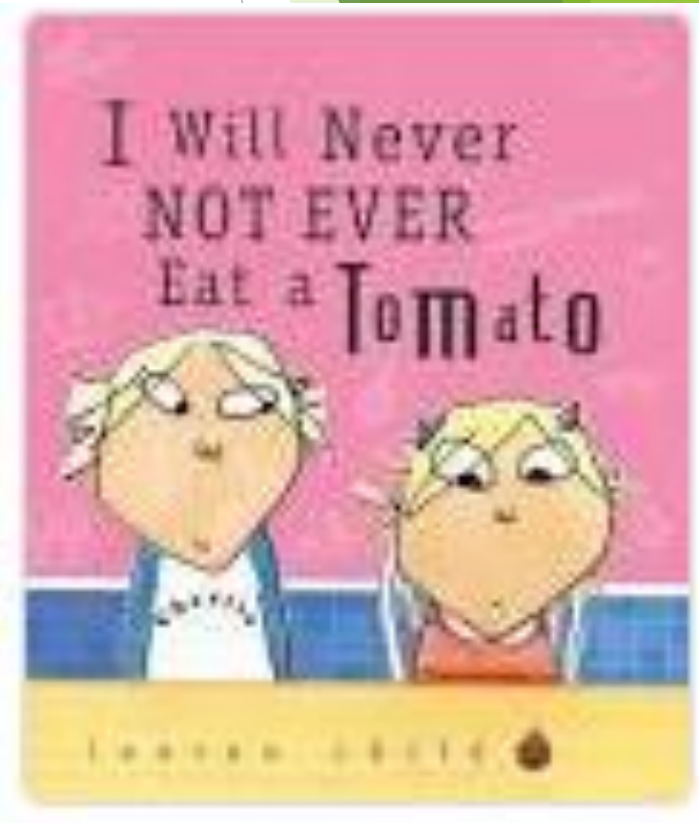
We would love to see your home learning on Tapestry.

English Lesson 1

- Listen to the story 'I Will Not Ever Never Eat a Tomato' by Lauren Child.

<https://www.youtube.com/watch?v=oW9MRM7t5b8>

Can you tell someone else in your house about what happens in the story?




English Lesson 2

Fruit Word Mat



apple



banana



blackberry



cherry



peach



guava



avocado



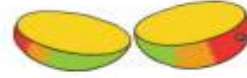
grapes



lemon



lime



mango



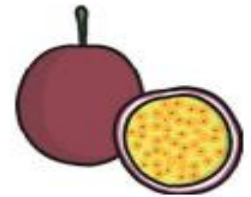
orange



melon



papaya



passion fruit



pear



pineapple



plum



raspberry



satsuma



strawberry

If your grown up says the initial phoneme e.g S for Strawberry can you identify the correct fruit? Can you say whether or not you like that fruit? What is your favourite fruit?

English Lesson 3

I Spy with My Little Eye

Find something beginning with...

s

Find something beginning with...

a

Find something beginning with...

t



Find something beginning with...

p

Find something beginning with...

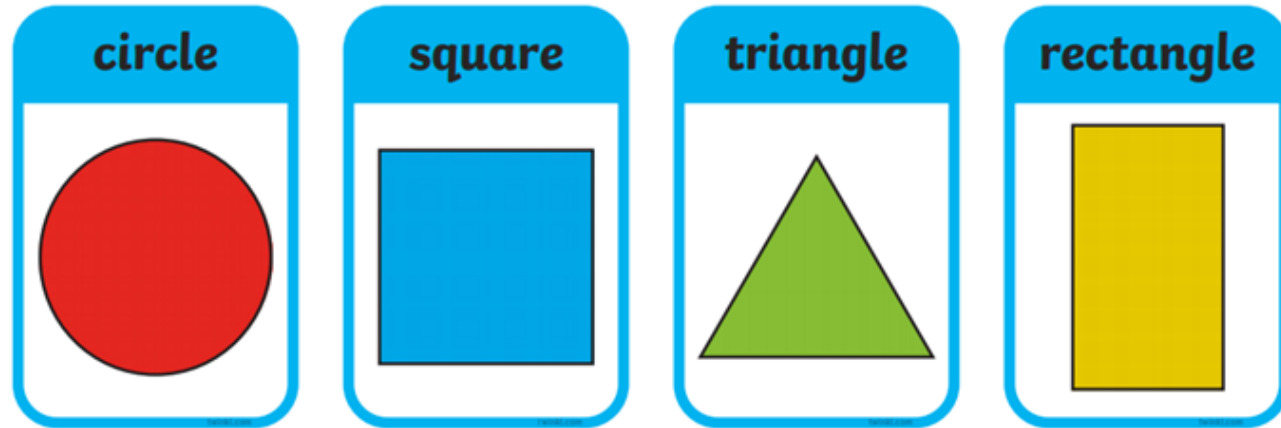
i

Find something beginning with...

n

Can you find an object that begins with the letter?

Maths Lesson 1 Shape



Ask your adult to help you name these shapes. Talk about their properties.

How many sides do the shapes have?

How many corners do the shapes have?

Can you find any of these shapes around your home?


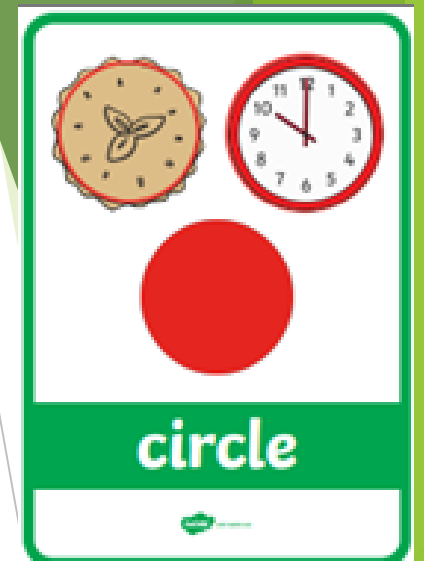
Maths Lesson 2

Can you remember the names of these shapes?

Play ‘Shape: I Spy With My Little Eye’ with your adult.

Eg. “I Spy With My Little Eye something that is a rectangle shape. What could it be?”

“It is a television.”



Maths Lesson 3 Making Shapes

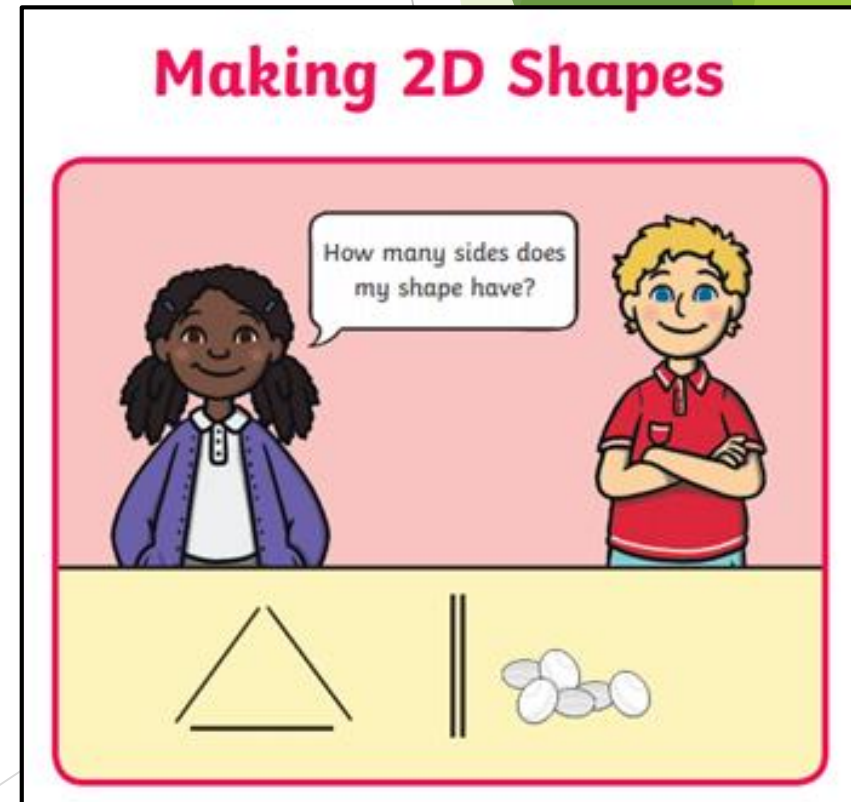
Make a collection of natural or found objects. You might use:

Sticks, pebbles, pencils, coins...

Use the resources to make a shape.

What shape did you make? Tell your adult about your shape.

Can you make a triangle, a square, a rectangle or a circle?



Topic Lesson 1

Food For Thought

Have a look in your fridge and cupboards with your adult.

What natural foods do you have in your house?

Can you name them?

Can you talk about their colour, shape, size and texture?



Topic Lesson 2 Caterpillar Salad

► Can you make a Caterpillar Salad?

► Ingredients:


► Salad Leaves

► Apple

► Melon


► Cucumber

► Ask your adult to help you name the ingredients. Discuss their colour, shape, size and texture.



PSED Lesson 1

Things That Make Me Happy



Can you draw and talk about 3 things that make you happy with your grown up.

PSED Lesson 2

**Listen for 10 seconds.
What can you hear?**



**Someone talking?
A dog barking? Traffic?**

What yellow things can you see?



A butterfly? A flower? A toy?

Mindfulness walk - whilst out on a walk encourage children to listen to the noises in the environment and appreciate nature. What can they hear? What can they see?

**Can you find a flower?
What does it smell like?**



Strong? Perfumed? Fresh? Sweet?

Useful websites

<https://www.phonicsplay.co.uk/freeIndex.htm>

<https://www.phonicsbloom.com/>

<https://www.topmarks.co.uk/english-games/5-7-years/letters-and-sounds>

<https://www.ictgames.com/>

<https://www.bbc.co.uk/cbeebies>