



Foundation Stage One Home Learning

Theme: How Does Your Garden Grow?

Summer Term 2 Week 5

We would love to see your home learning on Tapestry.


English Lesson 1

- Listen to the story ‘Oliver’s Fruit Salad’ by Vivian French.

If you don’t have the text the video clip can be found at:

<https://www.youtube.com/watch?v=jcTprklmlml>

What happens in the story? Can you tell your adult?











English Lesson 2

With the help of a grown up can you make a fruit salad just like Oliver? What will you put in your fruit salad? Do you like all of the things on the list or will you choose different fruits?

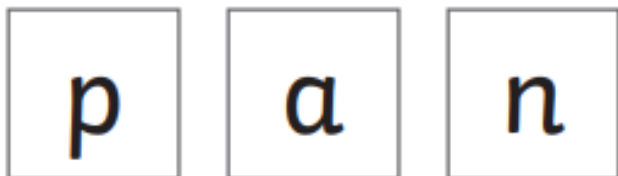
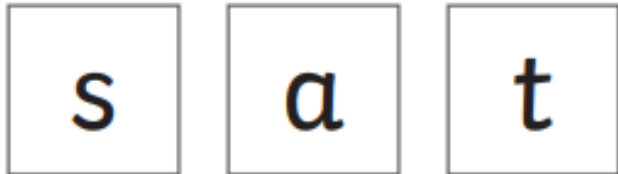
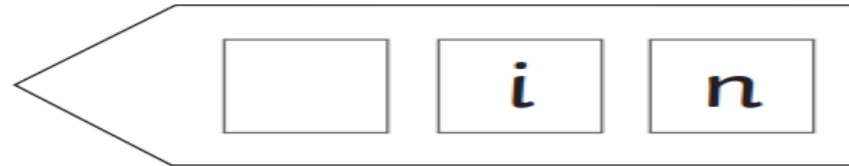
Make sure your grown up helps you with the knife and don't forget to wash your hands before starting!

Please share pictures of your masterpieces on Twitter or Tapestry!

Items we need	✓ / ✗
Orange 	
Banana 	
Apple 	
Strawberries 	
Bowl 	
Knife 	
Chopping Board 	
Spoon 	

English Lesson 3

Can you fill in the missing letters in these CVC sets




Maths Lesson 1 Numbers and Counting

Sing a counting song such as 'One Potato, Two Potatoes' by Super Simple Songs

How many?

Tomatoes
Carrots
Cucumbers
Broccoli
Yoghurt
Rice
Cheese
Strawberry
Fish
Bread



Can you count food in your cupboards?

How many cartons of milk do you have?

How many packs of cereal do you have?

How many items of fruit do you have?

Maths Lesson 2 Numbers and Counting

How many minibeasts?
Can you find the number to
match? Ask your adult to
help as needed.

1

2

3

4

5


6

7

8

9

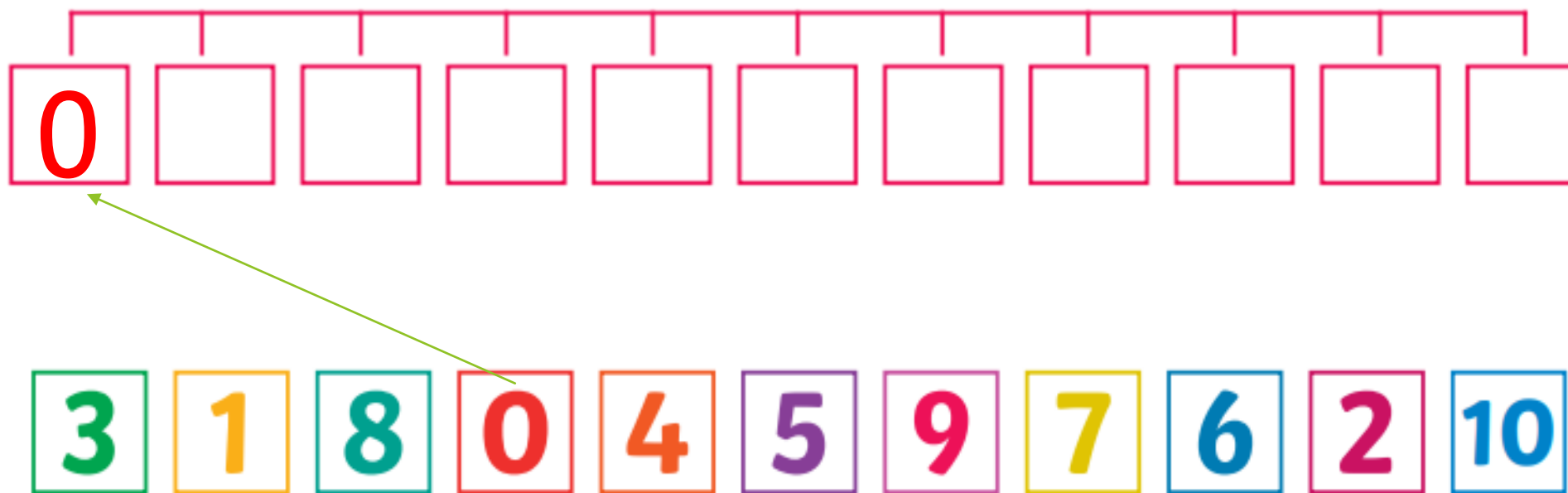
10



How many minibeasts
can you find in your
own garden?

Maths Lesson 3 Numbers and Counting

Where do each of these numbers need to go on the numberline to 10? Ask your adult to help you as needed. Talk about the formation of each number and how many fingers each number represents?



Topic Lesson 1 Showing Care for the Environment

Litter is rubbish that has not been put in the bin. Litter is bad for our world. It doesn't look very nice and it can be harmful to humans, animals and the environment.

Can you draw a picture to show that it is bad to drop litter.



Topic Lesson 2 Caring For Our Planet

Ask your adult to talk to you about all the simple things we can do to help our planet. For example:

- ▶ Reduce travel by walking
- ▶ Switch off taps to save our water
- ▶ Switch off electrical items so that we use less power
- ▶ Recycle

Can you paint a picture of our planet? You might even want to do this on a paper plate?



PSED Lesson 1

When you come back to school...

...we'll have to remember to wash our hands during the day.



You have become an expert at washing your hands now so we just need to keep this up! Wash, wash, wash!

When you come back to school...

...some of your friends might be in a different room and some might be at home. Lots of things are still the same - we are all still friends and we still care about each other and think about each other, even when we're not together.



There will still be people that care about you and want to play with you.

PSED Lesson 2

When you come back to school...

...the school day might feel a little bit different for a while. We might not go to the hall, visit other parts of the building or play with our friends from other classes. This will just be for a while so that we can all get used to being back at school.



For now, our room will be like our own little bubble. We can play, learn, have fun and care about each other inside our bubble.

When you come back to school...

...have fun! It may feel a little bit strange to begin with but school is still full of fun, love and friendship – even if it looks a little bit different.



Useful websites

<https://www.phonicsplay.co.uk/freeIndex.htm>

<https://www.phonicsbloom.com/>

<https://www.topmarks.co.uk/english-games/5-7-years/letters-and-sounds>

<https://www.ictgames.com/>

<https://www.bbc.co.uk/cbeebies>