



Foundation Stage One Home Learning

Theme: How Does Your Garden Grow?

Summer Term 2 Week 6

We would love to see your home learning on Tapestry.

English Lesson 1


- Listen to the story 'The Very Lazy Ladybird' by Isobel Finn & Jack Tickle.

-

If you don't have the text the video clip can be found at:



https://www.google.com/search?rlz=1C1GCEU_enGB828GB828&sxsrf=ALeKk00P7bZR6ySSLEFFApGmQmvgOqhXQ%3A1591301682881&ei=MlbZXua0NZSg1fAP2NCY0Ag&q=the+very+lazy+ladybird&toq=the+very+lazy+ladybird&gs_lcp=CgZwc3ktYWIQDDIECAAQRzIECAAQRzIECAAQRzIECAAQRzIECAAQRzIECAAQR1AAWABg-VdoAHABeACAAQCIAQCSEAQCqAQdnd3Mtd2l6&sclient=psy-ab&ved=0ahUKEwjmlafc_OjpAhUUUBUIHVgoBooQ4dUDCAw

What happens in the story? Can you tell your adult?



English Lesson 2

The Very Lazy Ladybird loves to sleep! Can you tell your adult which activities you do in the day and



English Lesson 3

Can you practise writing your name?
Remember to hold your pencil correctly.

Trace the word 'mum' in the air. Write the word 'mum'.
Blend the sounds to read the sentence.

mum mum 

Write the word:


















Mum is fun.



Maths Lesson 1 Numbers and Counting

									
1p	2p	3p	4p	5p	6p	7p	8p	9p	10p



How many pennies does each ice-cream cost? Can you count? Can you use the numberline to find the number or write the number?

Maths Lesson 2 Numbers and Counting

										
0	1	2	3	4	5	6	7	8	9	10

Can you count forwards and backwards along the numberline?

What number is the ice-cream?

What number are the sunglasses?

What number is the sandcastle?

What number is the butterfly?

Could you make your own numberline?

Maths Lesson 3 Numbers and Counting

Can you count up and down the number ladder? How many of each picture can you count?




10
9
8
7
6
5
4
3
2
1
0

Topic Lesson 1 Fruit Smoothies

Make your own super cool fruit smoothies to cool you down on a hot day. Here are two recipes below. You might want to try to make one with your adult.

Fruit Smoothies Recipe

strawberry and peach





Ingredients:
450g (1 punnet) strawberries
1 banana, broken into chunks
2 peaches
225ml orange juice
5 to 8 ice cubes

Equipment:
blender

Instructions

1. Put the strawberries, bananas and peaches in the blender. Blend until the fruit is pureed.
2. Blend in the juice.
3. Add the ice cubes and blend to desired consistency.

Serves: 4



Fruit Smoothies Recipe

apple and pear



Ingredients:
2 apples, chopped
1 banana, broken into chunks
2 pears, chopped
225ml apple juice
5 to 8 ice cubes

Equipment:
blender

Instructions

1. Put the apples, bananas and pears in the blender. Blend until the fruit is pureed.
2. Blend in the juice.
3. Add the ice cubes and blend to desired consistency.


Serves: 4



Topic Lesson 1 Design Your Own Sunglasses

Don't forget to protect your eyes from the bright summer sun.

Can you design your own sunglasses?



PSED Lesson 1

Can you draw around your own hand? Decorate your hand print in anyway you like. You may need some grown up help to cut out your decorated hand. Talk together about what is meant by being grateful. You could talk about the work of people such as NHS workers, shop staff and others who have helped you recently.



PSED Lesson 2

Look at the faces can you say how they are feeling? Can you talk about a time when you felt like that and what happened next.

Feelings



Useful websites

<https://www.phonicsplay.co.uk/freeIndex.htm>

<https://www.phonicsbloom.com/>

<https://www.topmarks.co.uk/english-games/5-7-years/letters-and-sounds>

<https://www.ictgames.com/>

<https://www.bbc.co.uk/cbeebies>