



BROOKE &
MARSHLAND
FEDERATION

F2 Home Learning

Theme: How Does Your Garden Grow?

Summer Term Week 3

JIGSAW The mindful approach to PSHE



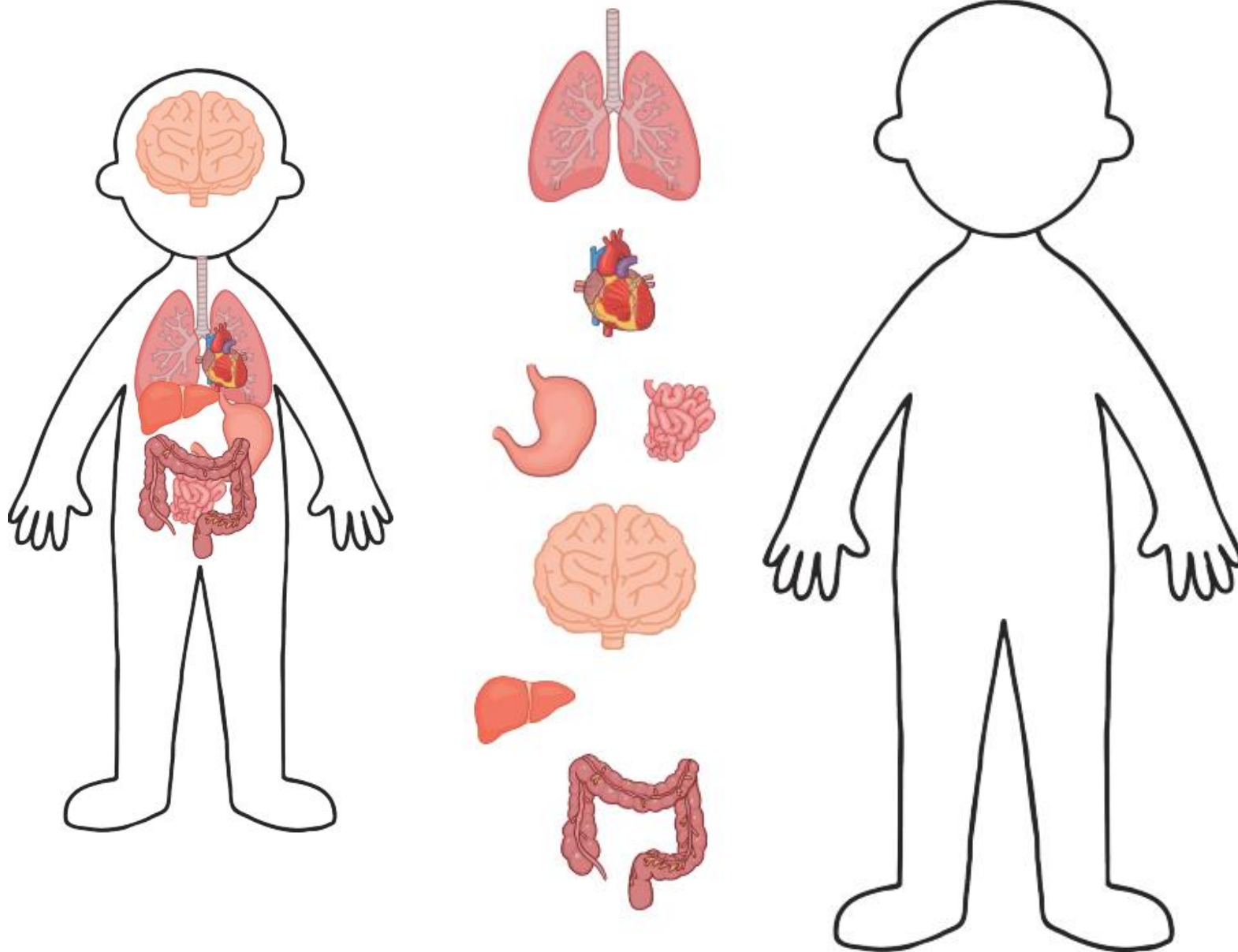
This week our focus will be: Changing Me with a focus on 'the body'.

1. Draw an outline of yourself and label the parts of your body.
2. Look at the picture of the organs that belong inside your body, protected by your skeleton.

These are:

heart lungs brain
intestine stomach
liver

3. 'Look inside your body' by Louie Stowell is a great book if you want to find more information.



English lesson 1

Listen to the story 'Superworm' by Julia Donaldson

<https://www.bing.com/videos/search?q=superworm&docid=608050803437404185&mid=A9E0C951ACF2A6B7968AA9E0C951ACF2A6B7968A&view=detail&FORM=VIRE>

Can you hear and say the words that rhyme in the book?

English lesson 2

Writing Activity

Use the book to create a collection of rhyming words and phrases. Could you use these to create your own rhyming story?

English lesson 3

Phase 4 Phonics Activities

To play some of the phase 4 phonics games.

<https://www.phonicsbloom.com/uk/game/list/phonics-games-phase-4>


<https://www.phonicsplay.co.uk/Phase4Menu.htm#>

English lesson 4

Spellings- To practise spelling the phase 3 tricky and high frequency words.

Phase 3 High Frequency Word Mat

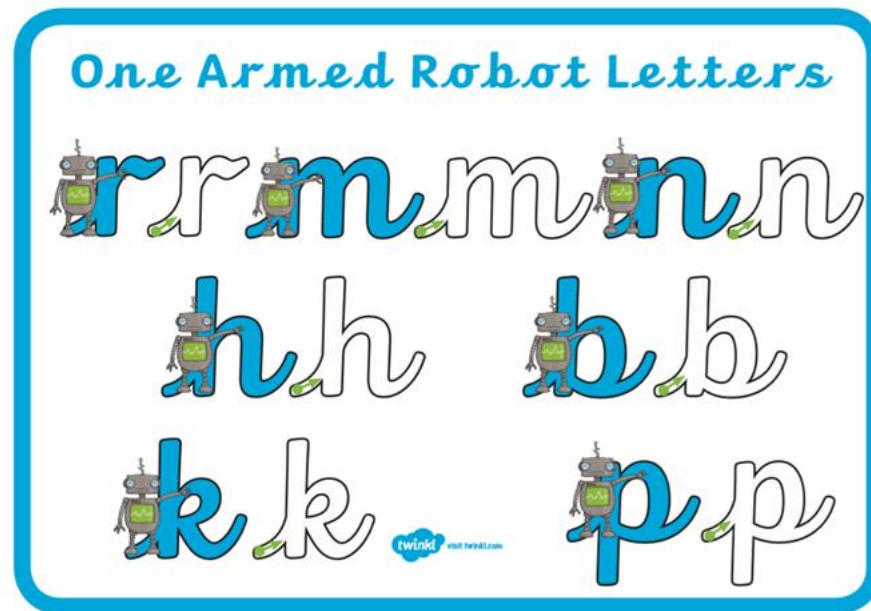
will	with	my	we
that	for	see	you
then	he	too	her
now	them	was	be
she	down	all	they
this	me	look	are



English lesson 5

Handwriting

Can you practise writing the one armed robot letters 3 times on a piece of paper?



Maths lesson 1

Maths: Counting and Ordering Numbers to 20

Maths: Counting and Ordering Numbers to 20

Home Learning Challenges

Write out the numbers 0-20 on some paper or card, cut them up and then ask a grown-up to mix the numbers up - don't peek! Then, see how quickly you can put them into the correct order. You could ask someone to time you and then see if you can get faster when you try again.

Collect 20 leaves from your garden or a local park. Write the numbers 1-20, one on each leaf, using a thick marker pen. Use a hole punch to make a hole in either end of the leaves and then thread them onto a piece of string. Don't forget to put them in the correct order! You could then put up your homemade number line in your bedroom to help you remember the order of the numbers.

Next time you open a packet of raisins, some carrot sticks or apple pieces, count out how many you have. If you're eating them with a friend, count how many they have too. Can you write the numbers down?

Ask an adult to hide the numbers to 20 around your room, house or garden. See if you can find all 20 and place them in order. You could ask someone to tell you a number to find. Can you remember what the number looks like and find it?

Draw circles on a piece of paper and put different coloured paints in shallow trays. Choose a number between 1 and 20. Dip your finger into paint and add that many petals to one of the circles, making a flower. Count the petals to check how many you have and write that number in the middle of the circle. Choose another number and do the same to another circle on your page. Fill up your page with colourful flowers, each with different amounts of petals.

Write the numbers 0-20 on plastic building bricks. Make a tower of 21 bricks, seeing if you can put the numbers in the correct order. Start with 0 at the bottom and 20 at the top and then try starting with 0 at the top and 20 at the bottom.

Maths lesson 2

Maths: Find One More or One Less to 20

Find One More or One Less

Home Learning Challenges

Ask your grown-up to tell you a number. Place this number of raisins or cereal pieces on your plate. If your grown-up says 'one more', can you add one more and say the number you have? If your grown-up says 'one less', can you eat one then count the number you have left?

There are 6 frogs on a log. One jumps into the pond. How many frogs are left on the log? Can you draw a picture to show the number of frogs?



Ask a friend or grown-up to place some small toys in front of them and say how many they have. Can you count out a group of toys that is one more?

Build a tower with 7 bricks. Can you build two more towers of bricks, one that uses one less than 7 bricks and one that uses one more than 7? Can you put these in an order? What do you notice?



Park 5 toy cars in pretend car park. If one car drives away, will there be more or fewer cars? Drive one away and check by counting. Park a different number of cars in the car park and do this again.

Ask a grown-up to draw a spotty snake. How many spots does it have? Can you count them? Can you draw a snake that has one less spot?



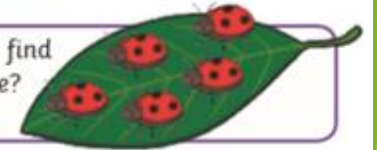
Maths lesson 3

Maths: Adding Objects and Counting On

Addition: Adding Objects and Counting On

Home Learning Challenges

There are 5 ladybirds on the leaf. Can you find some more ladybirds hidden around the page? How many are there altogether?



In a football match, Anna's team have scored 3 goals. Then, Anna scores 1 more goal! How many goals have they scored altogether?



There are 6 people on a bus. Then, 2 more people get on. How many people are on the bus altogether? Try drawing a picture to help you work out the answer.



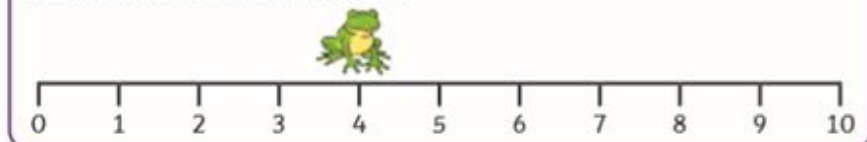
Azmeer has 5 1p coins in his money box. His grandad gives him 4 more 1p coins. How many does Azmeer have altogether? Ask a grown-up to help you find some 1p coins to check your answer.



Jack's beanstalk is 8cm tall. It grows 2cm taller. How tall is Jack's beanstalk?



Freddie Frog is sitting on the number line. If he jumps on two more jumps, which number would he land on?



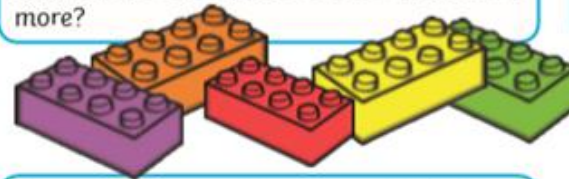
Maths lesson 4

Maths: Using Quantities and Objects They Subtract Two Single Digit Numbers and Count Back to Find the Answer

Using Quantities and Objects They Subtract Two Single-Digit Numbers and Count Back to Find the Answer

Home Learning Challenges

Find some building bricks or blocks in two different colours. Make a tower using one colour, while your partner makes a tower in the other colour. Are your towers the same? Which tower used fewer bricks? Which has more?



Place 10 raisins or small treats on a plate. If you eat 5, how many will you have left? How do you know? Can you eat 5 and check?



Line up 8 toy cars in a car park. If 3 toy cars drive away, how many will be left? Count back from 8 as you take away 3.

With a partner, draw a large 0 - 10 number line on the ground in chalk. Stand on number 10. Ask your partner to say a number between 1 - 10. Count back that number by jumping along the number line.



Set up some skittles or empty plastic bottles. How many skittles do you have? Roll a ball and count how many you have knocked down. How many do you have left?



Set up a small shop using toys or food. Give each item a price label with a price of up to 10p. Now, imagine that you are having a sale. Can each price go down by 2p?

Maths lesson 5

Number formation- To practise writing numbers 1-10 correctly.

1 2 3 4 5 6 7 8 9 10

1 2 3 4 5 6 7 8 9 10

Topic lesson 1

Let's get creative and sing and dance

HAVE YOU EVER SEEN A WORM AT THE BOTTOM OF YOUR GARDEN?

Watch Mr Tumble singing the song 'There's a worm at the bottom of your garden.' Can you sing along with him and join in with the signing?

<https://www.youtube.com/watch?v=AqchPrhezxQ>



Topic lesson 2

Let's have some fun with science!

HAVE YOU EVER SEEN A WORM DANCE? Watch the link to see how to do it.

<https://www.youtube.com/watch?v=tFxibMhmX3Q>

Follow the instructions below:

1. **Ask your grown up to cut the gummy worms** in quarters. It is easier to do it with a wet knife.
2. **A, measure out 3 tablespoons of baking soda** and stir them into a glass filled with 1 cup of warm water. Get your jelly worms and cut them in 12 pieces, mix them into the baking soda and water concoction.
3. Now came the hard part, A had to **wait a whole 15 minutes** for the worms to soak in the baking soda mixture.



Additional resource links

Area of Learning	Websites
Phonics/Early Reading	Phonics Play- https://www.phonicsplay.co.uk/# Phonics Bloom- https://www.phonicsbloom.com/ Letters and Sounds- https://www.letters-and-sounds.com/ Cbeebies- Alphablocks- https://www.bbc.co.uk/cbeebies/shows/alphablocks?page=2 Teach Your Monster to Read- https://www.teachyourmonstertoread.com/ Oxford Owl- https://www.oxfordowl.co.uk/ Teaching Handwriting- https://www.teachhandwriting.co.uk/ Vooks- https://www.vooks.com/ Scholastic- Classroom Magazine- https://classroommagazines.scholastic.com/ Spelling Shed- https://www.spellingshed.com/en-gb
Maths	Maths Mastery (The Maths Programme we follow in school)- https://www.mathematicsmastery.org/ TopMarks- https://www.topmarks.co.uk/ Cbeebies- Numberblocks- https://www.bbc.co.uk/cbeebies/games/numberblocks-make-and-play?collection=fun-activities-for-toddlers-and-preschoolers ICT Games- http://www.ictgames.com/
Other Websites	Twinkl- https://www.twinkl.co.uk/ Bee Bot App for Computing- https://play.google.com/store/apps/details?id=com.tts.beebot&hl=en_US https://apps.apple.com/gb/app/bee-bot/id500131639 Explorify for Science- https://explorify.wellcome.ac.uk/ Orchard Toys- https://www.orchardtoys.com/ - Free things to do section