



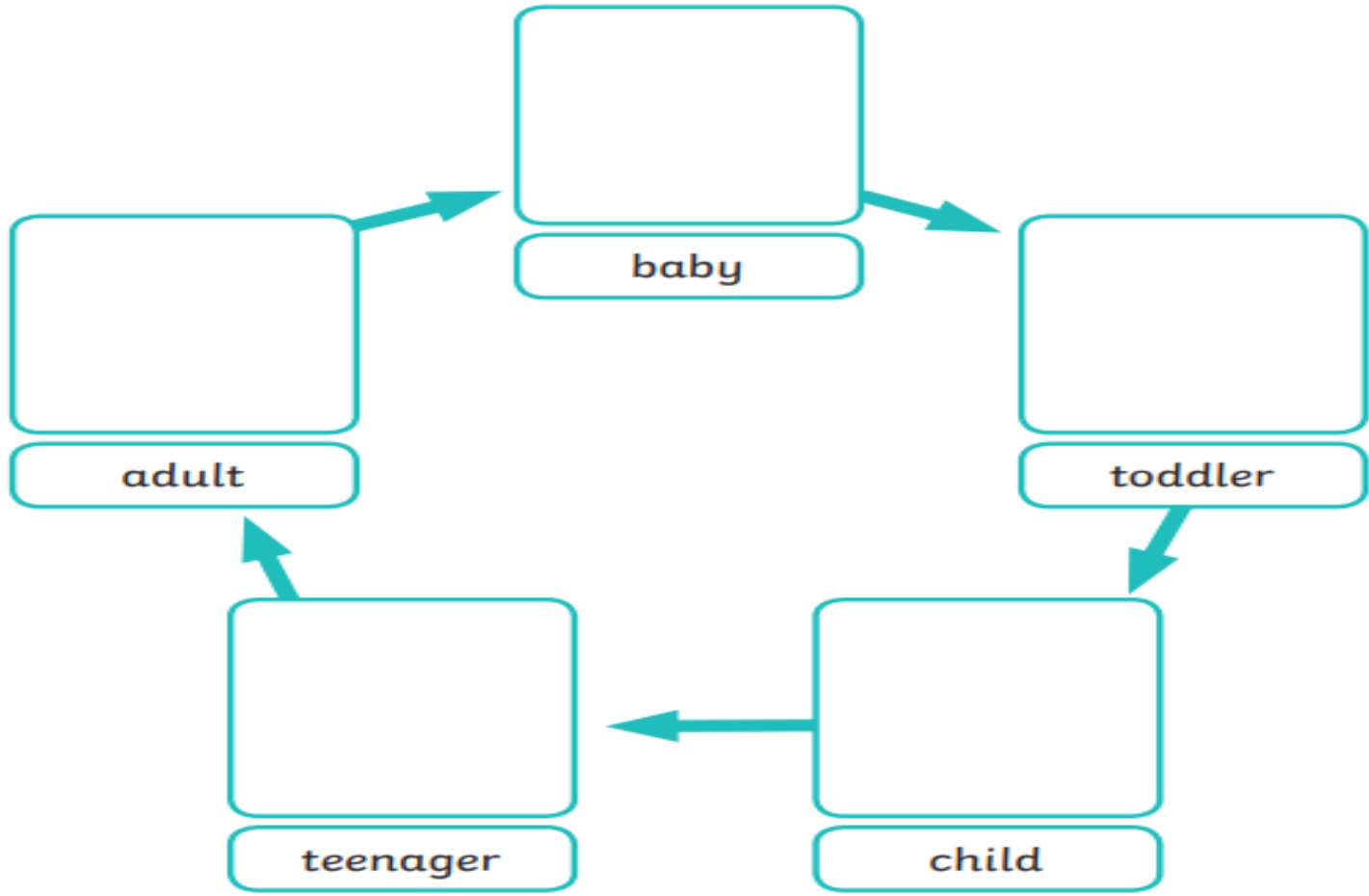
BROOKE &
MARSHLAND
FEDERATION

F2 Home Learning

Theme: How does your garden grow?

Summer Term Week 5

JIGSAW The mindful approach to PSHE



This week we will be looking at: 'Growing Up.'
How will we change when we grow up?
What will we be able to do that we can't do now?
Watch the video and listen to the song all about growing up:

<https://www.youtube.com/watch?v=F5DVGXBosIA>



English lesson 1



Can you match the rhyming words from the story? You may need some adult support with some words.

hen	hog
dog	cow
van	pen
how	slept
night	plan
shed	ahead
crept	right
word	purred
heard	ladybird

Watch the animated version of the story 'What the Ladybird heard' by Julia Donaldson to familiarise yourself with the story.

<https://www.youtube.com/watch?v=-gRfCIUKDuY>

English lesson 2

In the story 'What the Ladybird Heard' there are two naughty men, Hefty Hugh and Lanky Len, who are trying to steal the fine prize cow.

? Can you create a 'wanted' poster for these men?

Make sure you describe what they look like and what crime they are wanted for!



English lesson 3



Read the instructions below to draw a map of the farm.
Make sure you label each area.

"Open the gate at dead of night
Pass the horse and then turn right
Round the duck pond and past the hog
(Be careful not to wake the dog!)
Left past the sheep and then straight ahead
And in through the door of the prize cow's shed!"



English lesson 4



Read and answer the following questions on the story 'What the Ladybird Heard':

1. Can a duck say 'oink'?
2. Is the cow in a shed?
3. Did the hen say 'cluck'?
4. Can a cat bark or say woof?



Now have a go at writing your own question about the story.

English lesson 5



Play the online learning game to spell words so that the alien can cross the road.

<https://www.phonicsbloom.com/uk/game/alien-escape?phase=4>



Watch the phase 3 and 4 tricky word song:

<https://www.youtube.com/watch?v=R087lYrRpgY> Phase 3

<https://www.youtube.com/watch?v=3NOzgr1ANc4> Phase 4



Try writing the tricky words in a sentence.

Maths lesson 1

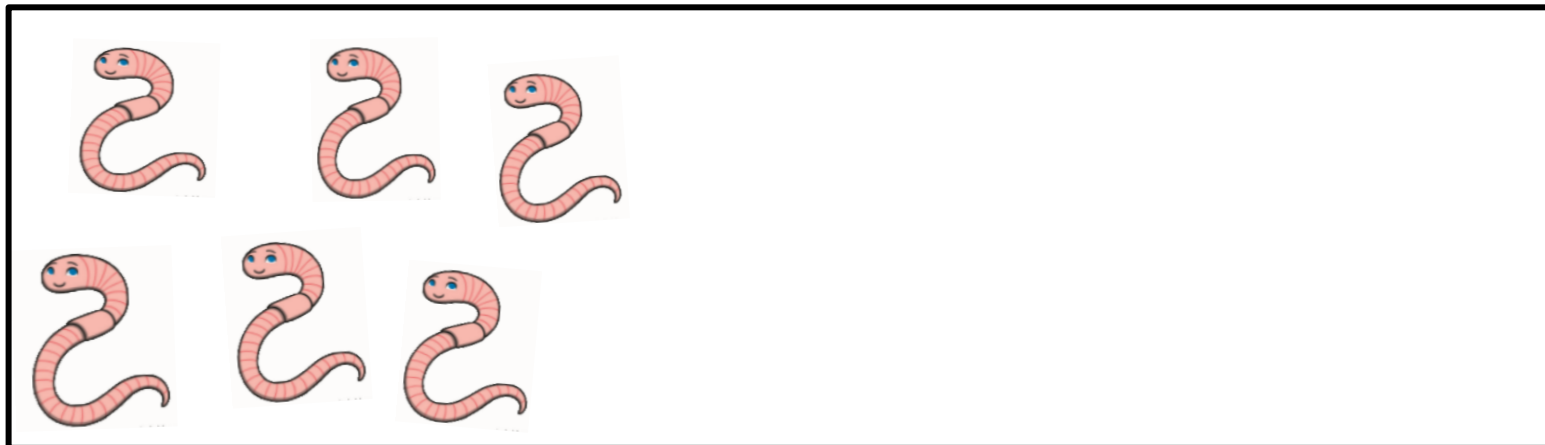
Adding more Minibeasts



Draw 6 more ladybirds.
How many are there now? _____

Draw 8 more snails.
How many are there now? _____

Draw 3 more spiders.
How many are there now? _____



Draw 7 more worms.
How many are there now? _____

Maths lesson 2


Read through the following slides and answer all of the farmers questions.



Farmyard Take Away




twinkl




Welcome to the farm!
It's time for lunch for all
the animals.

Find out how much food
they take away.




I want to take away two eggs
for my lunch.
How many eggs will be left?




There is one egg left. Can you say the subtraction sentence?

Three take away two is one.



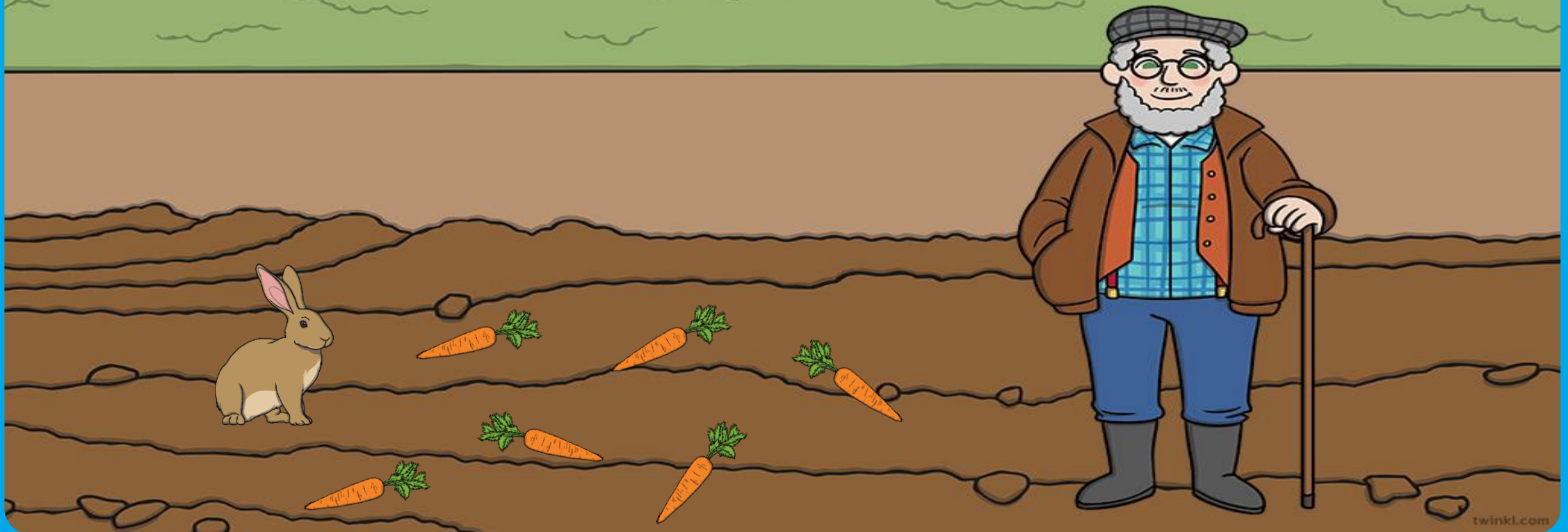
There are four daisies in the field.
My cow wants to eat two.

How many daisies will be left?



Well done!
There are two daisies left.
Four take away two is two.

The rabbit has six carrots.
He wants to eat four for lunch.
How many will be left?




Six take away four is two.



The mouse has eight pieces of cheese.
He wants to eat 6 pieces.

How many are left?

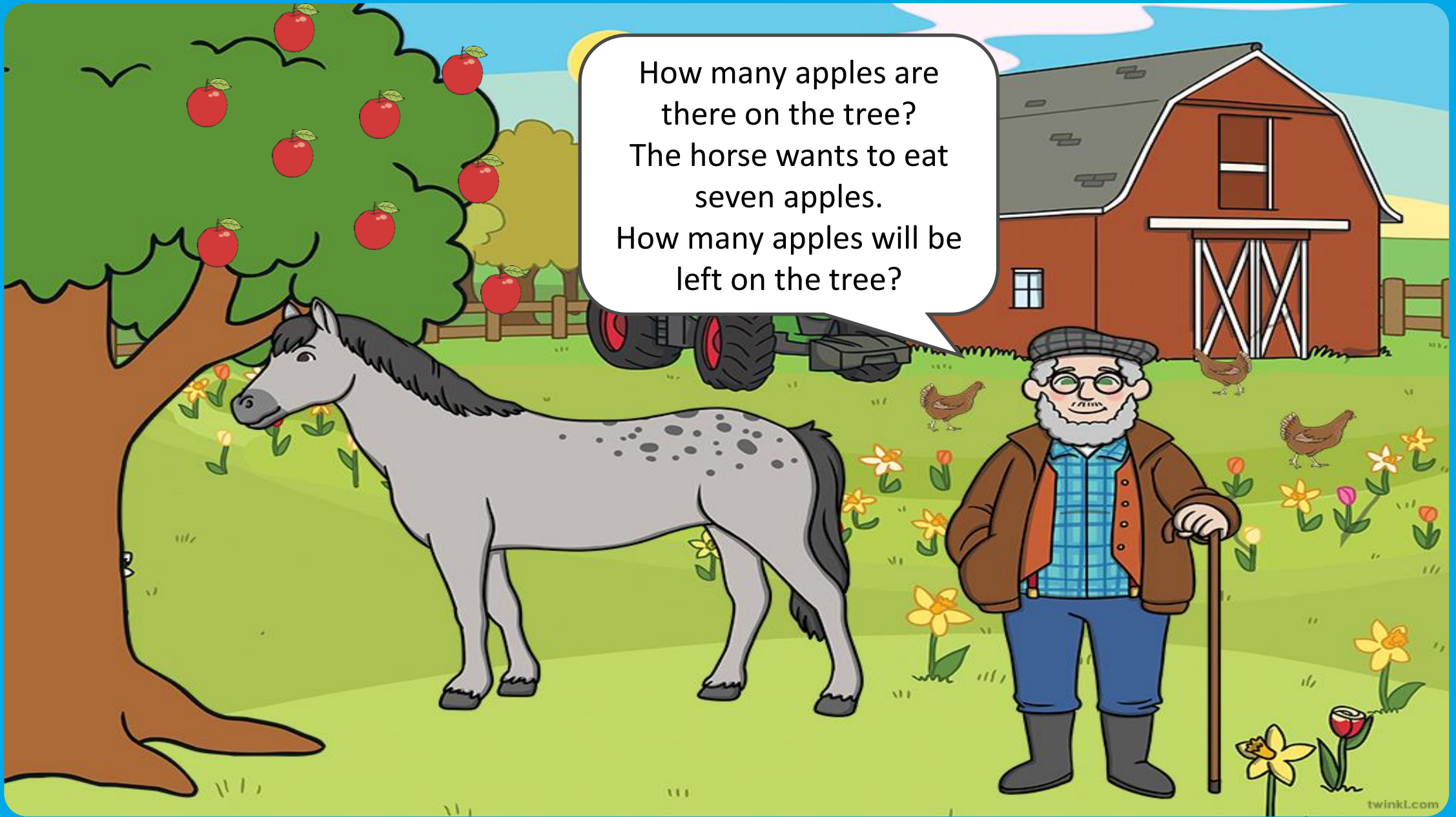




There are two cubes of cheese left.

Eight take away six is two.

How many apples are there on the tree?
The horse wants to eat seven apples.
How many apples will be left on the tree?





Finish the sentence.

Nine take away seven
is...

I am putting my goat out to graze.

How many tufts of grass are there?






How many tufts of grass are left?

How can you say what has happened in a sentence?


Maths lesson 3

Ladybird Doubles


Draw the same amount of spots on the other side of each ladybird. If you are not able to print, try and draw the ladybirds yourself.




Double 5 is _____




Double 6 is _____



Double 7 is _____



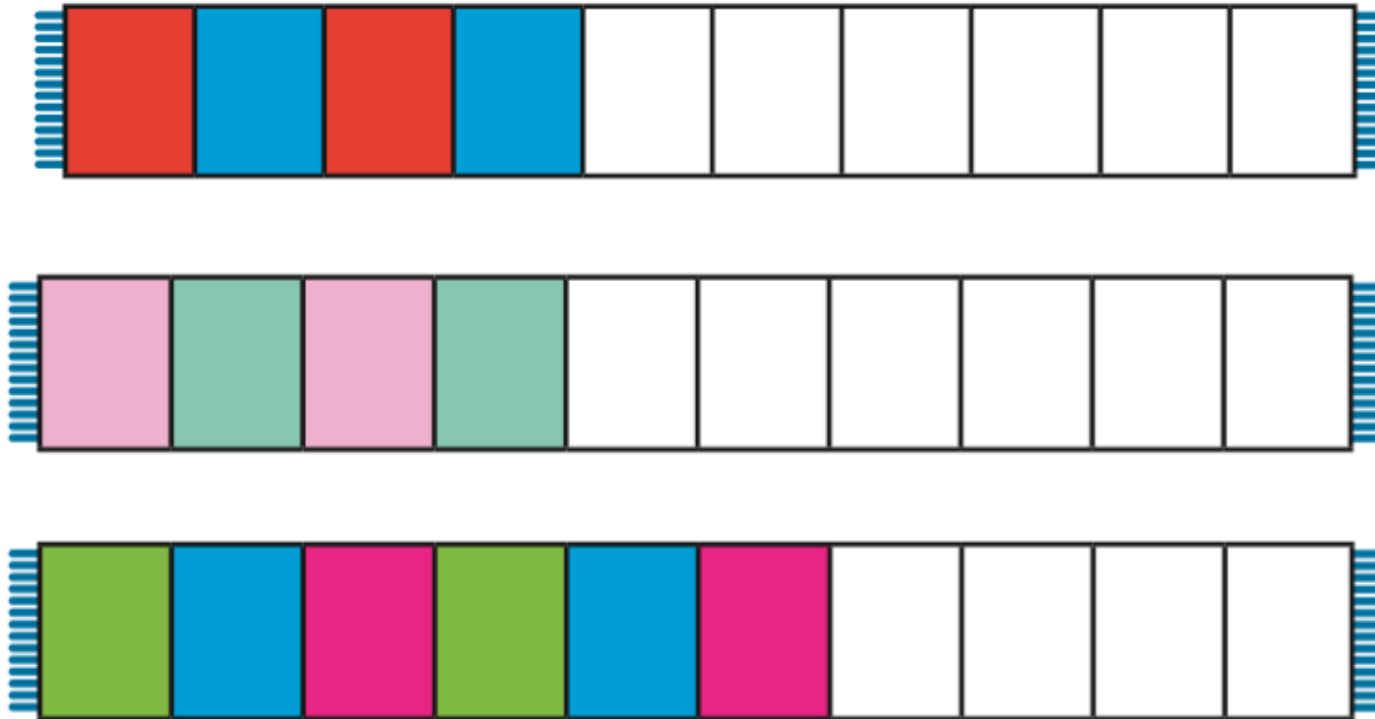
Double 9 is _____



Double 10 is _____

Maths lesson 4

Stripy scarves repeating patterns.



Say the colour pattern out loud and then continue the pattern by colouring it in.

Maths lesson 5

Exploring patterns

- Show your son/daughter a simple movement pattern, such as touch your head, touch your knees.
- Tell your son/daughter that you want them to watch your movement pattern and then do the next action.
- Show your son/daughter three units of the pattern (e.g. head, knees, head, knees, head, knees) before inviting them to continue the pattern.

Questions

- What actions did I do?
- How many different actions did I do?
- What action should we do next?
- What can you tell me about this pattern?
- Can you continue this pattern?
- What action should we do after we touch our knees?

Practical activities

- Use beads and laces/string to create repeating patterns.
- Continue a repeating pattern using coloured bricks.
- Make fruit salad kebabs that show repeating fruit patterns.
- Create, describe and continue patterns made using objects around the house such as toys, pasta, fruit, vegetables, tins etc.

Topic lesson 1



Create some Ladybird rocks to your garden.


Topic lesson 2

Watch the link to find out about the life cycle of a ladybird.

<https://www.youtube.com/watch?v=pHlbZ5fFsOg>

Ladybird Life Cycle

Can you put the pictures in the right order?



Additional resource links

Area of Learning	Websites
Phonics/Early Reading	Phonics Play- https://www.phonicsplay.co.uk/# Phonics Bloom- https://www.phonicsbloom.com/ Letters and Sounds- https://www.letters-and-sounds.com/ Cbeebies- Alphablocks- https://www.bbc.co.uk/cbeebies/shows/alphablocks?page=2 Teach Your Monster to Read- https://www.teachyourmonstertoread.com/ Oxford Owl- https://www.oxfordowl.co.uk/ Teaching Handwriting- https://www.teachhandwriting.co.uk/ Vooks- https://www.vooks.com/ Scholastic- Classroom Magazine- https://classroommagazines.scholastic.com/ Spelling Shed- https://www.spellingshed.com/en-gb
Maths	Maths Mastery (The Maths Programme we follow in school)- https://www.mathsmastery.org/ TopMarks- https://www.topmarks.co.uk/ Cbeebies- Numberblocks- https://www.bbc.co.uk/cbeebies/games/numberblocks-make-and-play?collection=fun-activities-for-toddlers-and-preschoolers ICT Games- http://www.ictgames.com/
Other Websites	Twinkl- https://www.twinkl.co.uk/ Bee Bot App for Computing- https://play.google.com/store/apps/details?id=com.its.beebot&hl=en_US https://apps.apple.com/gb/app/bee-bot/id500131639 Explorify for Science- https://explorify.welcome.ac.uk/ Orchard Toys- https://www.orchardtoys.com/ - Free things to do section