



BROOKE &  
MARSHLAND  
FEDERATION

# Year 3 Home Learning

## Theme: Hail Caesar

## Summer Term week 8

# PSHCE Monday

One day, the corona virus will be over, and you will be able to go outside and play with your friends again - so why not make a jar of wishes for all the things you can look forward to?

Find an old jar and decorate the outside (make sure to clean the inside!). Then, on pieces of paper, write down all the things you want to do when Lockdown has ended, and everything you are looking forward to when the schools and parks and shops are open.

Keep the jar somewhere safe, and when it's over, you will have a lovely jar full of all the fun things you can!



# English lesson 1

Coliseum - Rome

<https://www.youtube.com/watch?v=1cfgcqbsWYw>

<https://www.youtube.com/watch?v=1cfgcqbsWYw>

<https://www.youtube.com/watch?v=e-x74MFiWkg>

Create a poster about the Coliseum in Rome. The purpose of your poster is to persuade tourists to visit the Coliseum, when they are in Rome.



# English lesson 2

The Pantheon, Rome

<https://www.youtube.com/watch?v=Yn2XdZfx93w>

<https://www.youtube.com/watch?v=L4rdTbomG5Y> - one to watch to see the rainfall inside the Pantheon.

Have a go at using materials at home to create the Pantheon, Rome.

Find 5 facts about the Pantheon in Rome.

# English lesson 3

Watch the video about Saint Peter's Basilica

<https://www.youtube.com/watch?v=Gbb0B8RexF8>

Create a brochure for St Peter's Basilica. You could include a front cover, information about Saint Peter's Basilica, phone number, map, website details.

# English lesson 4

## Section 1

Mr Whoops has made TWO clumsy spelling mistakes in his sentence. Can you underline them and correct them?

Yesterday,  
I had a terrible  
accidant when I fell  
off my bisycle.




---

---

## Section 2

Can you add an adjective to this sentence?

The \_\_\_\_\_  
snake slithered  
through the grass.



## Section 3

Underline all the verbs in this sentence:

James stirred the cake mixture, poured it into the tin and put it into the oven.



## Section 4

Add a full stop, exclamation mark or question mark to the end of this sentence.

What big  
teeth  
you have,  
Grandma



## Section 5

Insert inverted commas into this direct speech sentence:

Would  
you like to  
come to a tea  
party? asked  
The Queen.



## Section 6

Are the following letters consonants or vowels?


E

T

Now write 5 sentences with at least one verb in each.

Remember a verb is an action word that tells you what to do. For example: run, jump, stir, mix

# English lesson 5



Complete the crossword. The answers are year 3 and 4 words.

## Across

3. Idea or notion.

5. Real, current.

6. An unexpected occurrence.

9. A table or register with the days of each month and week in a year.

10. Ahead of time.

## Down

1. Sufficient for the want or need.

2. To make greater, add to.

4. Being the other of two related things. Not the same.

7. To assume something.

8. To form a mental image of something.

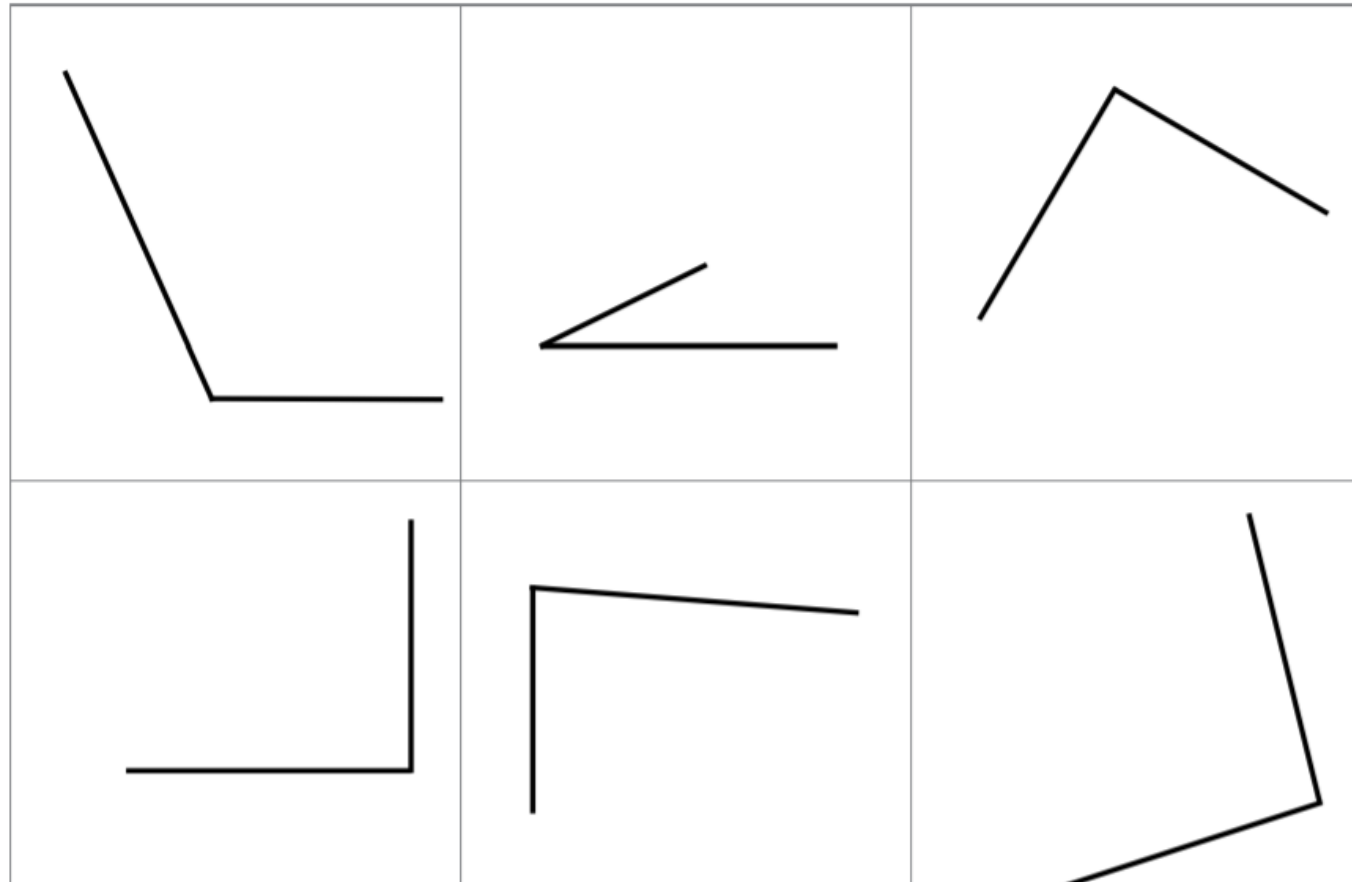
Challenge: create your own crossword for some of the year 3 and 4 words. Use the internet or dictionary to help you with your clues

# Maths lesson 1

## Acute, obtuse or right angle?

Use your right angle checker to identify whether each angle is:  
acute, obtuse or a right angle.

Write the correct word in each box to describe the angle.


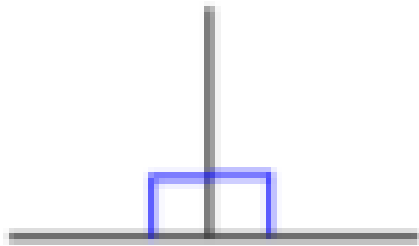




# Maths lesson 1


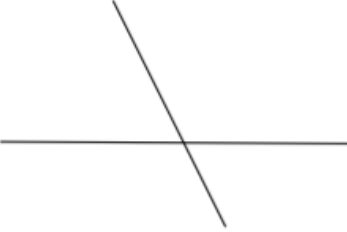
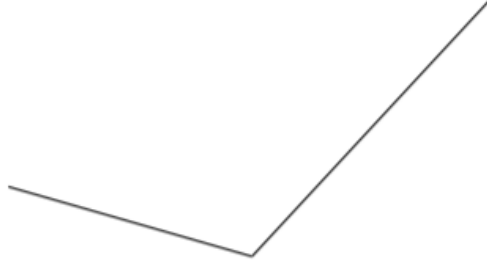

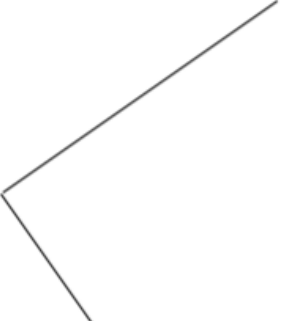

LT To be able to identify pairs of lines that are perpendicular

Pairs of lines that meet at a right angle are called **perpendicular lines**.



# Maths lesson 1

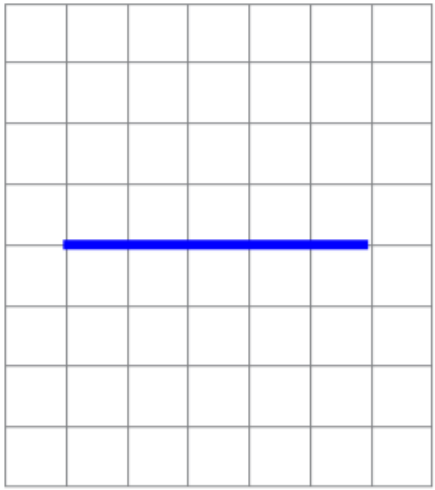
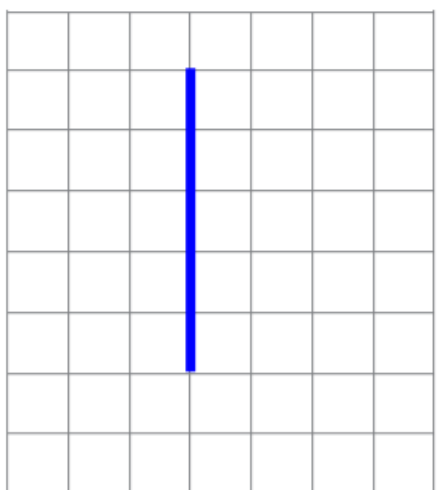
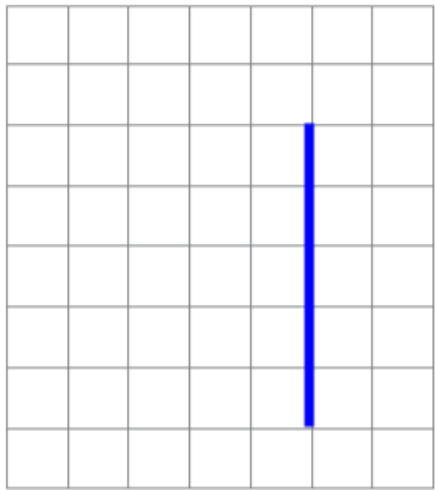
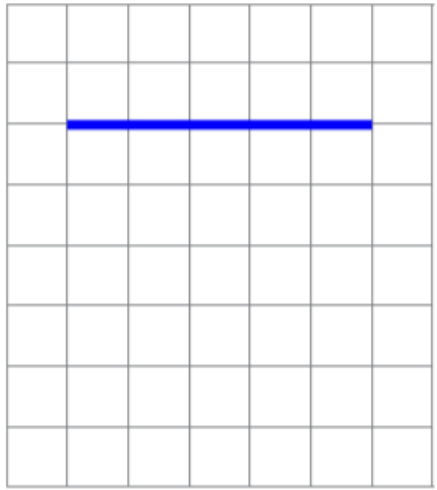
Check if you are correct using your right angle checker and explain how you know.

## Maths lesson 2

LT To be able to draw a line that is perpendicular to a given line

For each line, draw a line perpendicular to it using a ruler. Use the grid lines to help you but always check with your right angle checker, explaining to your partner how you know the lines are perpendicular.

a 	b 
c 	d 

# Maths lesson 3

LT To be able to identify pairs of lines that are parallel

## Parallel Lines



Parallel lines have the same slope.



# Maths lesson 3

## Parallel lines

Decide if each of the following pairs of lines are parallel or not.

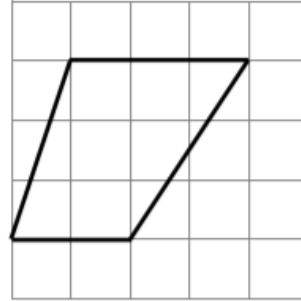
Then check if your answer is correct by measuring the distance between A and B, and C and D.


# Maths lesson 3

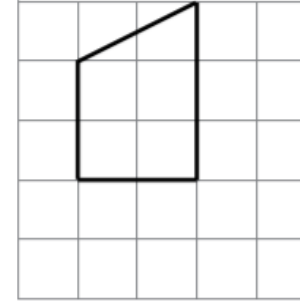
## Parallel lines

Use a coloured pencil to draw over the pairs of parallel lines on these shapes.

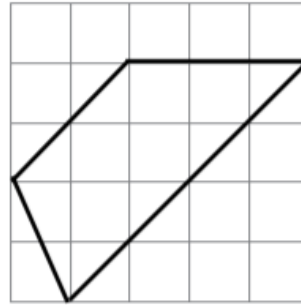
a



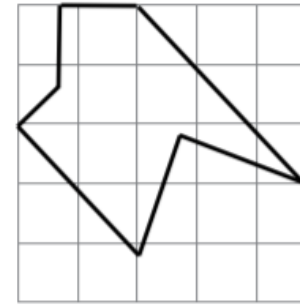
b



c



d



e

This shape has more than one pair of parallel lines. Can you find them all?



## Maths lesson 4

### How many ways can you...?

- ▶ How many ways can you make 360?
- ▶ How many ways can you make 580?
- ▶ How many ways can you make 672?
- ▶ How many ways can you make 249?
- ▶ How many ways can you make 895?
  
- ▶ Hint - try and use all the four operations within your answers. ( +, -,  $\times$ ,  $\div$  )



# Maths lesson 5

## Today's tasks:



1. Log onto Times Tables Rockstars and practice your times tables!
2. Number hunt! Can you count 100 of something? It could be pennies, leaves, cereals, stones...
3. Help your adult cook or bake something. Weigh out and measure the ingredients.

Well done on all your hard work this week! :)





## Topic lesson 1- RE

### LQ: What is worth celebrating?



► Task 1: Write a list of all the things you celebrate. Think about all the times you have a party, or your family get together for a special meal.

► Task 2: Plan a party. This party can be for an special occasion, like a birthday or maybe the end of lockdown. You can plan this party however you like - make a list of everything you will need, create a schedule of what is going to happen, or draw and label a picture of the party in full swing!

## Topic lesson 2 - French

- ▶ Create a dictionary of the French vocabulary we have learnt this year and that you can remember. Include what it means in English, and if you can, draw a picture to go with it.
- ▶ Here are some examples to help you!
- ▶ Mere - Mother
- ▶ Pere - Father
- ▶ Frere - Brother
- ▶ Soeur - Sister

# Additional resource links

One of the children in our year 3 classes has the magazine  
<https://www.aquila.co.uk/>