



BROOKE &
MARSHLAND
FEDERATION

Year 1 Home Learning

Theme: Happy and Glorious

Summer Term 2 Week 1


Wellness Activity

We know it is hard at the moment not being able to do all the things we love.

In the jar, we want you to fill it with all the things that you want to do, things that you can look forward to doing.

These could be;

- people you want to see
- places you want to visit
- activities you want to do



English lesson 1

handwriting

c _____

can _____

a _____

and _____

d _____

dog _____

g _____

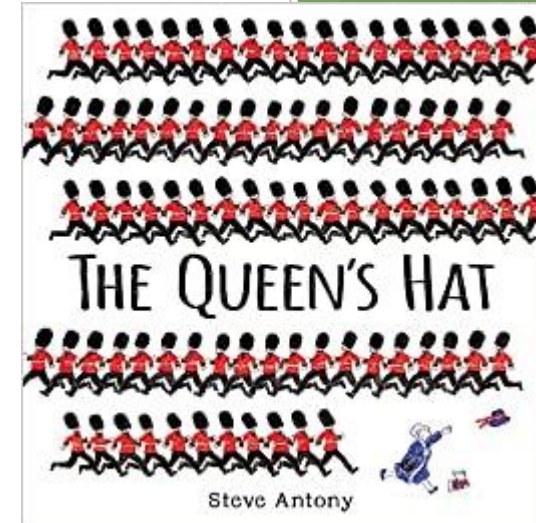
dad _____

o _____

cog _____

English lesson 2

https://www.youtube.com/watch?v=6Q8MQPVq_vg



Watch the above video of the Queen's hat being read.
Watch up to 1minute 38 seconds.

Task - Answer these following questions using full sentences.

Where do you think the Queen was going? Who was she going to visit?

How do you think the Queen felt when the wind blew off her hat?

How do you think she will get the hat back?

e.g. I think the Queen....

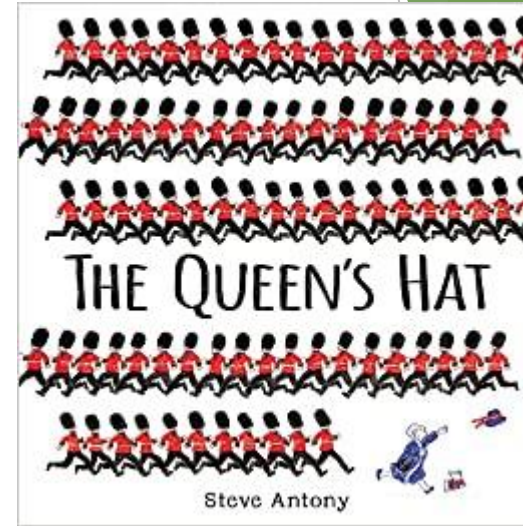
English lesson 3

https://www.youtube.com/watch?v=6Q8MQPVq_vg

Watch the full video of the story being read by the author Steve Anthony.

The Queen and her guards visited lots of special landmarks while chasing the hat.

Can you draw a map to show what landmarks they past?



Buckingham Palace



Kensington Palace

English lesson 4

https://www.youtube.com/watch?v=6Q8MQPVq_vg

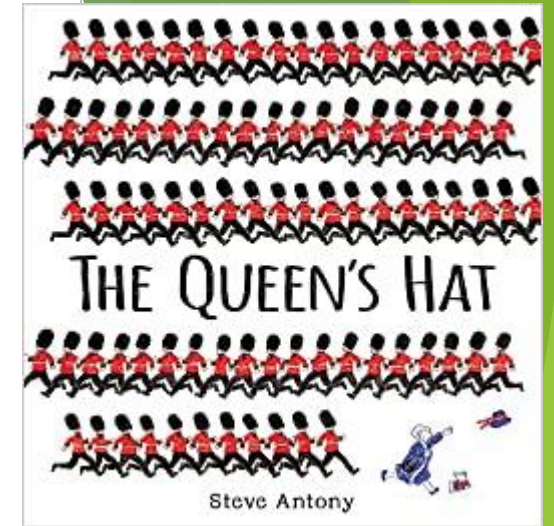
Rewatch the story again and pay close attention to the places the Queen and her guards visited.

She went to the following places;

- Trafalgar Square
- London Zoo
- London Underground
- London Eye
- Tower Bridge
- Big Ben

Choose 3 of the above and write a sentence for each saying what they saw at each of these places/landmarks.

e.g. At London Zoo the Queen and her guards saw...



Challenge

Can you add describing words into your sentences?

Maths lesson 1



*Have a look at the coins that we use.
Think about their shape, colour and size. How could you sort the coins?
Have a close look at any coins you have at home.
Sort them in different ways.*

Maths lesson 2

Match the coins to their values.



1p

2p

5p

10p

What would you rather have?
5 1p coins or 1 5p coin?
Explain your answer.



or



Maths lesson 3

Match the coins to their values.



20p

50p

£1

£2

Which is more?

3 50p coins or 2 £1 coins?

Explain your answer.



or



Maths lesson 4

Match the note to their value.



£5

£10

£20

How many pennies are in a pound?

Maths lesson 5

$34 + 3 =$	<i>Draw a triangle. How many sides and corners does it have?</i>	<i>Order these numbers from lowest to highest.</i> $27 \ 12 \ 29 \ 21 \ 23$	<i>Continue the number pattern.</i> $2 \ 4 \ 6 \ 8 \ _ _ _$
$29 - 6 =$	$16 + _ = 19$	$31 - _ = 28$	<i>Miss Hennigan has 4 biscuits, Mr Moore has double that amount. How many biscuits does Mr Moore have?</i>

Topic lesson 1

Art - portrait drawing



Look closely at this portrait of the Queen on this stamp. Have a go at drawing your own portrait of the Queen.

*Can you design your own stamp?
Draw a self portrait or a portrait of someone else.
Use your imagination.*

Topic lesson 2

Science - Identify changes in the seasons

Watch the below video on the seasons.

There are also some activities you can complete as well on the website.

<https://www.bbc.co.uk/bitesize/to pics/zkvv4wx/articles/zcx3gk7>



Task.

Either look out of your window, into your gardens or when you are out on your walks and make a list of all the things that you can see that show we are in Summer.

Is there anything new that has happened or changed since school closed?

You can make a list and draw pictures to go with the list or take photos.

You could maybe use the PicCollage app and create a poster with photos.

Topic Lesson 3 - Jigsaw

Key Vocabulary: changes, life cycle, baby adulthood

Outcome: To understand that changes happen as we grow and that this is ok


Questions to consider -

How does frogspawn become a frog?

What changes happen?

How long does it take to grow up?

Do we all grow up at the same rate?




<https://www.youtube.com/watch?v=F3EIGMVU6SY> - Watch this video of the life cycle of a frog.

Ask your child how the frogspawn turns into the frog. What do they think happens and in what order?

Show some of your own photos of you as a baby, child, teenager and adult and share with your child. As you show the photos explain that everyone starts as baby and goes through different stages of growth. Also explain that not everybody grows at the same rate because our bodies are all unique. Reinforce the stages of growth and change by muddling up the sequence of photographs and ask to put them in the right order explaining as they go.

Activity:

- Sort the life cycle cards into the correct order.
- **Challenge** - you could label them. If you enjoyed the life cycle of a frog video, could you now find a video of the life cycle of a butterfly to watch?



Jigsaw lesson continued

If you are missing our chime and 'Our Calm Me' part of the lesson - here is the script your grown up could read out to you.
The link at the bottom is for the chime.

So today, let's start by sitting up nice and straight in our Calm Me way...nice straight spine, feet flat on the floor and take a slow, deep breath in through your nose, and let it out again gently through your mouth.

Place your hands on your tummy. Close your eyes if you are comfortable to.

Breathe in again, feeling your lungs fill right up, and then gently let the air out so you feel relaxed and peaceful.

Now, start to concentrate by listening to the chime until we can't hear any sound...ready?

(Strike the chime)

Listen, listen.....

Now listen to what you can hear in the quietness... Can you hear your own heart beating? Listen very, very carefully.

The quietness feels good and lets our minds have a rest.

Listen to the chime again and take one slow, deep breath... Feel your tummy rise as you breathe in

through your nose, and fall as you breathe out again through your mouth.

Then, when you are ready, ask your mind to create a picture in your imagination of a beautiful tree, a tree in the summer time with all its lovely green leaves on it. See if you can create a picture, a really clear

picture of your tree, your very green tree. Can you see where the tree is standing? Is it in the woods, by a

river?

Now keep your mind focused on the tree and imagine it is Winter time and the tree has lost all its leaves.

Can your imagination create a new picture of the tree now that it has changed? Maybe you can imagine

the wind blowing all the leaves off the tree and what it looks like afterwards.

<https://www.youtube.com/watch?v=J3GazT70giw>

Children can reflect on their own learning and assess how they feel they have done on this piece of work. They can do this by shading in the appropriate Jigsaw Jack.

- Thumbs down - I found this difficult.
- Thumbs in the middle - I found it ok.
- Thumbs up - I felt confident with this.



Ages 5-6







My Jigsaw Learning

Changing Me - Piece 1

Name


I am starting to understand the life cycles of animals and humans

I understand that changes happen as we grow and that this is OK



Additional resource links

Phonics - <https://new.phonicsplay.co.uk/>



Username: march20
Password: home

ideally use the phase 5

Science/ReachOut Report - <https://www.reachoutreporter.com/>



Weekly Science news and new weekly features

Jigsaw

<https://www.youtube.com/watch?v=J3GazT70giw> - link to chime

<https://www.youtube.com/watch?v=F3ElGMVU6SY> - life cycle of a frog



Oak National Academy


<https://www.thenational.academy/online-classroom/year-1>

Bitesize Daily



<https://www.bbc.co.uk/bitesize/dailylessons>

Answers

$34 + 3 = 37$	<p>Draw a triangle. How many sides and corners does it have?</p>  <p>3 sides and 3 corners</p>	<p>Order these numbers from lowest to highest.</p> <p>27 12 29 21 23 12 21 23 27 29</p>	<p>Continue the number pattern.</p> <p>2 4 6 8 10 12 14</p>
$29 - 6 = 23$	$16 + 3 = 19$	$31 - 3 = 28$	<p>Miss Hennigan has 4 biscuits. Mr Moore has double that amount. How many biscuits does Mr Moore have?</p> <p>Double 4 is 8</p>