



BROOKE &
MARSHLAND
FEDERATION

Year 1 Home Learning

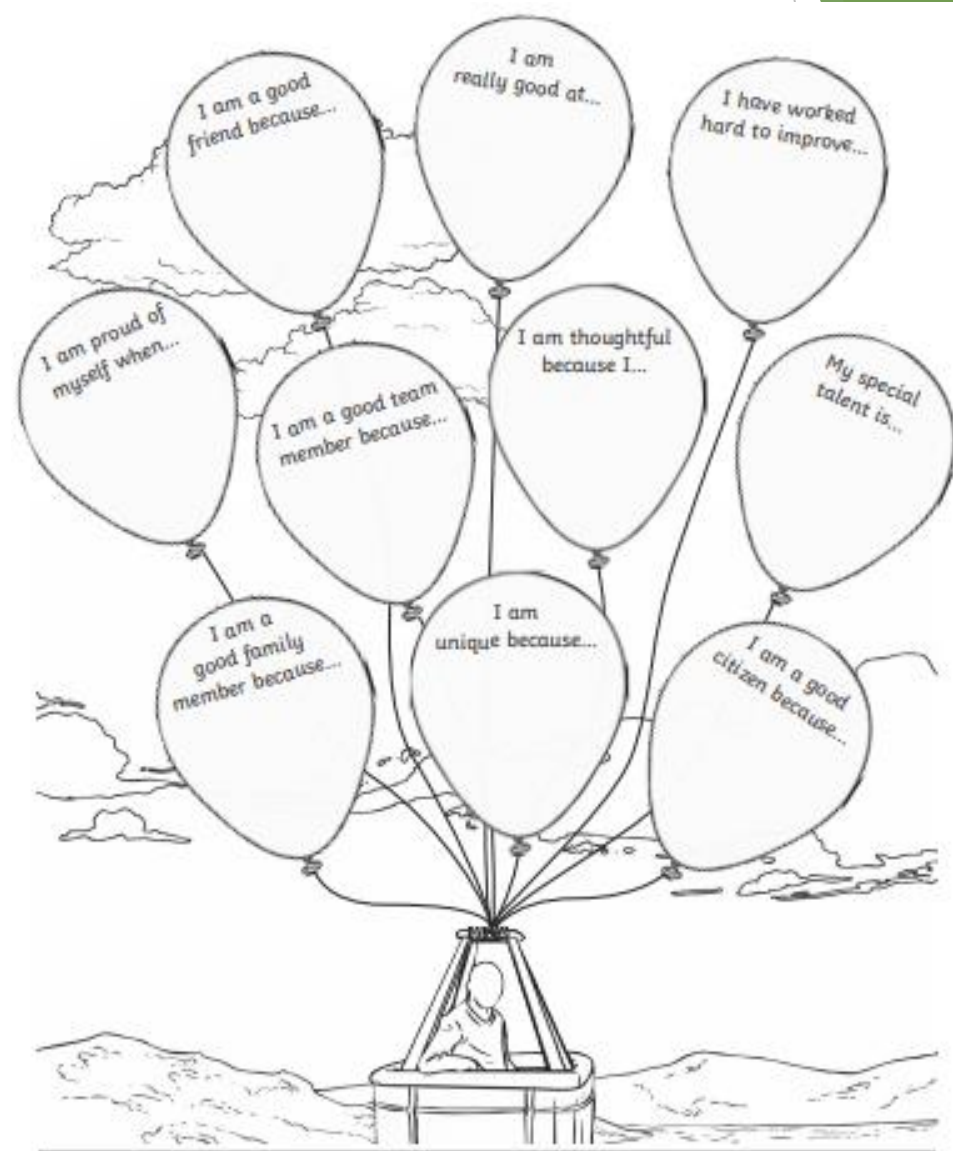
Theme: Happy and Glorious

Summer Term 2 Week 3

Wellness Activity

This week we would like you to celebrate everything that makes you the amazing person you are.

Look at the balloons and finish the sentences about yourself.



English lesson 1

handwriting

l _____

look _____

u _____

under _____

v _____

vet _____

k _____

key _____

y _____

yellow _____

English lesson 2

<https://www.youtube.com/watch?v=TbMKpEJWP3E>

Watch the above video to 58 seconds.


Where do you think the trunk of the Queen's knickers have gone?

Has someone taken them?

Task.

Write your prediction for where the knickers have gone.

I think ...



English lesson 3

<https://www.youtube.com/watch?v=TbMKpEJWP3E>


Watch the video up to 1 minute 6 seconds.

The missing knickers made the news.

Write down some questions you might ask the Queen or Dilys about the missing knickers.

Don't forget to include a question mark. ? ? ? ? ? ?

You could pretend at home to interview the Queen. Maybe a member of your family can pretend to be the Queen or Dilys and you can interview them with your questions.



English lesson 4

MISSING

Task - Create a missing poster for the Queen's knickers

You can include;

words to describe what the knickers might look like

where they were last seen


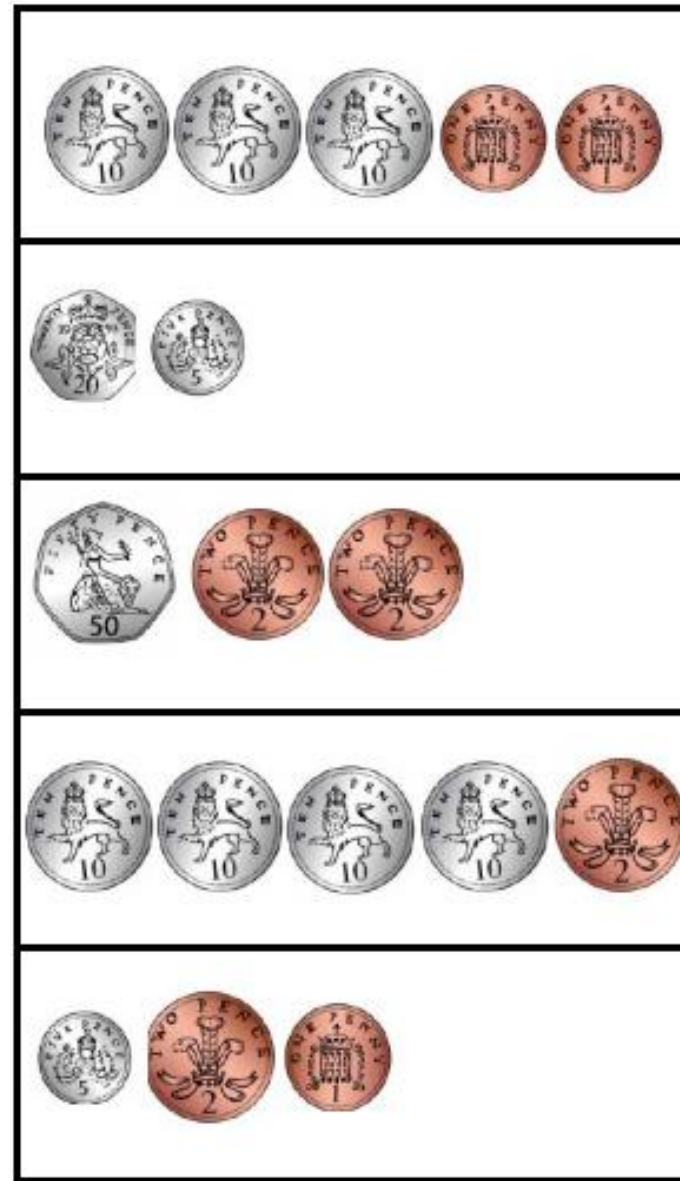
What the trunk looks like

What the Queen might give as a reward.

Maths lesson 1

Match the amounts of coins with the items you can buy.

*Can you set up your own shop?
Make a price list and draw the coins you would need to buy those items.*



Maths lesson 2

Choose two items from the menu.

How much money do you need?

Repeat with different items.

I have 60p.

What can I buy from the menu?








Try and create your own menu.

What would you sell?

How much would each item cost?

Fairyland Menu



	Cake.....	40 p
	Apple.....	20 p
	Sandwich.....	50 p
	Chocolate biscuit.....	10 p
	Orange juice.....	30 p
	Banana.....	30 p
	Milk.....	40 p

Maths lesson 3



You have £10. What can you buy from the shop?
How much change would you get?

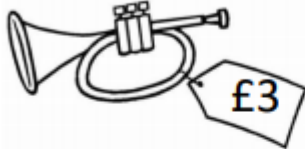





I buy the toy car with my £10.
 $£10 - £4 = £6$ I get £6 change



Now you have £20.
You buy the trumpet for £3.
How much change will you get?
 $£20 - £3 = \underline{\quad}$

Try with different items.

Toy Shop

Maths lesson 4



Remember £1 is the same as 100p

Buttons for sale!

I have . I buy .


How much change do I get?

$100p - \square = \square$

I have . I buy .

How much change do I get?

$\square - \square = \square$



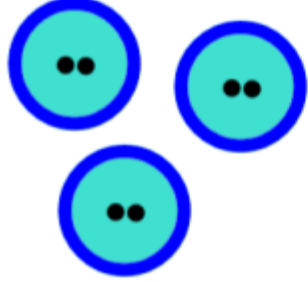
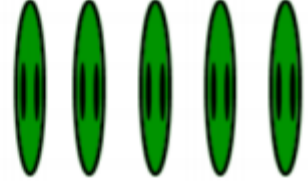
I have . I buy one button.

I get 90p change. What did I buy?

$\square - \square = \square$

I went to the shop with .

I bought two buttons. Now I have . What could I have bought?

 10p each	 40p each
 30p each	 20p each

Write some of your own calculations.

Maths lesson 5

$18 + 4 =$	How many sides and corners does a hexagon have?	Order these numbers from lowest to highest. 11 21 17 12 27	Continue the number pattern. 5 10 15 20 _ _ _
$35 - 4 =$	$_ + 4 = 36$	$49 - _ = 45$	Mr Moore bakes 12 buns. Miss Hennigan eats 3. How many buns are left?

Topic lesson 1



Music - learn the National Anthem

Our National Anthem is called

'God Save the Queen'

It is sung at special events including before international football matches.

Watch the YouTube video and try to learn the words to the first verse.

<https://www.youtube.com/watch?v=G9eK9fWUb3s>

Challenge: Find out about the National Anthems from other countries.

Topic lesson 2 - Science

Task

Go around your house and see if you can find anything made from these materials. draw and label the object.

Wood	Metal	Fabric
Plastic	Glass	Paper/Card

Topic Lesson 3 - Jigsaw

Jigsaw lesson

Questions to consider:

What would happen if we didn't change and grow?

How long does it take to grow up?

Do we all grow at the same rate?

- Share some old family photos. See if your child can identify who they are.
-
- Talk about all the ways you have changed since they were babies. This could be physically or in terms of ability - maybe something new you have learned to do that you couldn't do as a baby.

Activity:

- If you have been able to find and use one of your baby photos, stick this into your book and around the outside draw or write some of the ways you have changed since you were a baby.
- How do you feel about how much you have changed? Consider all the things you can now do!



GROWING
UP

Additional resource links

Phonics - <https://new.phonicsplay.co.uk/>



Username: march20
Password: home

ideally use the phase 5

Science/ReachOut Report - <https://www.reachoutreporter.com/>



Weekly Science news and new weekly features

Jigsaw

<https://www.youtube.com/watch?v=J3GazT70giw> - link to chime

<https://www.youtube.com/watch?v=F3ElGMVU6SY> - life cycle of a frog



Oak National Academy

<https://www.thenational.academy/online-classroom/year-1>

Bitesize Daily



<https://www.bbc.co.uk/bitesize/dailylessons>

Answers

$18 + 4 = 22$	<p>How many sides and corners does a hexagon have?</p> <p><i>A hexagon has 6 sides and 6 corners.</i></p>	<p>Order these numbers from lowest to highest.</p> <p>11 21 17 12 27</p> <p><i>11 12 17 21 27</i></p>	<p>Continue the number pattern.</p> <p>5 10 15 20 <u>25 30 35</u></p>
$35 - 4 = 31$	$32 + 4 = 36$	$49 - 4 = 45$	<p>Mr Moore bakes 12 buns. Miss Hennigan eats 3. How many buns are left?</p> <p><i>12 - 3 = 9</i></p>