



BROOKE &  
MARSHLAND  
FEDERATION

# Year 2 Home Learning

## Theme: Sun, Sea and Sand

## Summer Term 2 Week 5

# Jigsaw Lesson


**Outcome:** To be confident to say what I like and don't like and ask for help

- Find objects around the house with different textures (for example, sandpaper, playdoh, velvet, plastic, metal)
- Describe the texture (eg smooth, spiky, rough, soft) and state whether you like the texture or not. Can you explain why? Adults to share something you like the feel of because it might be special or comforting.
- Can you now share with your adult what is your favourite thing that comforts you? This could be a teddy, blanket etc).

## Activity:

Read the poem - "What about you?"

- Record types of things that you like - this could be things like hugs, tickling, having your hair done.



**What about you?**

I laugh when I am tickled

Do you?

I smile when I am hugged

Do you?

I chuckle when I feel a squeeze

And cry if I am pushed.

What about you?

I giggle when I am spun around

Do you?

I feel safe when I am cuddled

Do you?

I am soothed when my face is stroked and upset if I am pinched.

What about you?

# English lesson 1

## Recap the story of Lost and Found

<https://www.youtube.com/watch?v=BsD7y1ZG2Oc>

### ▶ Lost and Found Reading Comprehension

- ▶ Where does the boy in the story first meet the penguin?
- ▶ Why did the boy think the penguin was sad?
- ▶ Where did the boy go to try and help the penguin find its way home?
- ▶ Where was the penguin's home?
- ▶ How did the penguin and the boy get to the South Pole?
- ▶ Why do you think the penguin was sad when they arrived at the South Pole?



## English lesson 2



# Spot Mr Whoops' Mistakes

Mr Whoops is a little bit clumsy...OK, OK, he's a lot clumsy! Even though he's really trying hard with his writing, he's still accidentally misspelt 12 of his Y1/Y2 common exception words. Can you spot his mistakes?

Highlight them in the passage of text.

Could you then correct the words at the bottom of the sheet and create a list for Mr. Whoops to practise?



### Activity 1:

i wish it could be Christmas evry single day. I luv getting up really early to see what Santa has put in my stocking. I usually get muny and cloths from my aunty and uncle, which is sow kinde of them. We usually have a howse ful of people and we all help cook staek, vegetables and potatoes. I think it's the best day ever!

# English lesson 3

Acrostic poems are fun! The first letter in each line spells a word. They do not have to rhyme, but the words should be carefully chosen.

Here are some examples:

## ALIEN

**A**wesome aliens have  
**L**anded on Earth  
**I**ncredible but true  
**E**veryone is flabbergasted  
**N**o one can see them but you!



## SPACE

**S**tarry  
**P**erfect  
**A**mazing  
**C**onstellations surrounding  
**E**arth



# Try writing your own acrostic poem.

- Be creative. Use one of these words and think about the story of Lost and Found.

Lost

Found

Penguin

South

Pole

Ocean

Waves

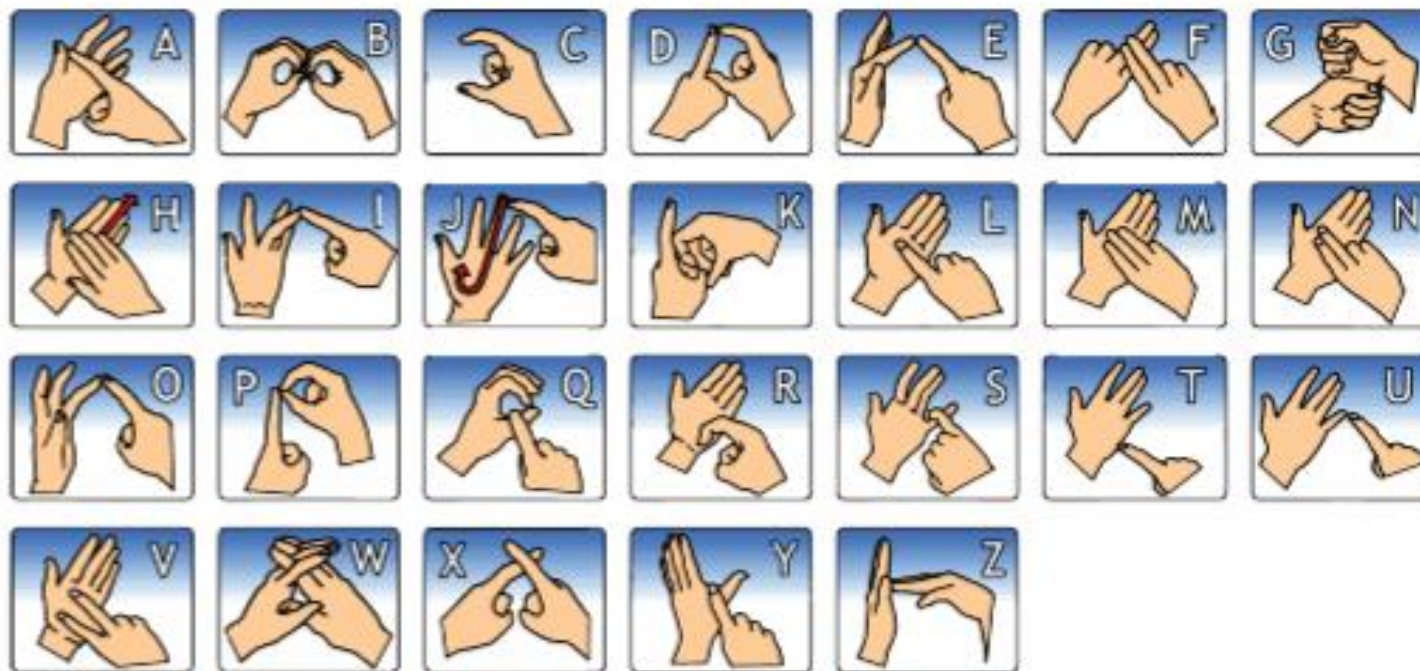


# English lesson 4

The film *Lost and Found* uses no words. This means it is accessible for everyone.

Why not try learning sign language for your name? Or the title 'Lost and Found'?

## BRITISH SIGN LANGUAGE - FINGERSPELLING

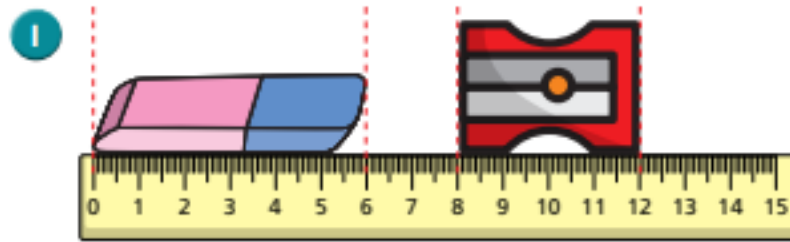


[british-sign.co.uk](http://british-sign.co.uk)

LEARN BRITISH SIGN LANGUAGE ONLINE AT  
[WWW.BRITISH-SIGN.CO.UK](http://WWW.BRITISH-SIGN.CO.UK)

# Maths lesson 1

## Comparing length.



Choose a word to complete the sentences.

shorter

longer

The rubber is \_\_\_\_\_ than the sharpener.

The sharpener is \_\_\_\_\_ than the rubber.

2 Write  $<$ ,  $>$  or  $=$  to compare the statements.

a) 9 cm  23 cm

b) fifty metres  50 m

c) one metre  1 cm



# Maths lesson 2

## Comparing length

3 Write digits in the boxes to make the statements correct.

a)  cm < 41 cm

b) 14 m <  m

c) 14 cm >  cm

d) 12 m <  m < 20 m

Is there more than one answer for each?

4 Would you measure each one using centimetres or metres?

Tick your answer.

	centimetres	metres
a) the height of a baby	<input type="checkbox"/>	<input type="checkbox"/>
b) the length of a pencil	<input type="checkbox"/>	<input type="checkbox"/>
c) the height of a school	<input type="checkbox"/>	<input type="checkbox"/>
d) the height of your teacher	<input type="checkbox"/>	<input type="checkbox"/>

What else would you measure in metres?

# Maths lesson 3

## Comparing length

5 Write  $<$ ,  $>$  or  $=$  to compare the statements.

a)  $39 \text{ cm} + 9 \text{ cm}$    $47 \text{ cm}$

b)  $22 \text{ m} - 6 \text{ m}$    $0 \text{ m} + 15 \text{ m}$

c)  $4 \text{ cm} + 13 \text{ cm}$    $20 \text{ m} - 3 \text{ m}$

6

$5 \text{ m} = 5 \text{ cm}$

a) Why is the statement wrong?

Talk about it with a partner

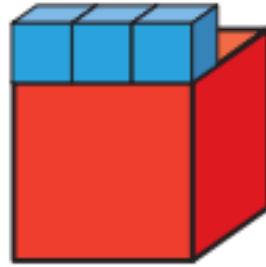
b) Write  $<$  or  $>$  to correct the mistake.

$5 \text{ m}$    $5 \text{ cm}$

# Maths lesson 4

## Problem solving

- 7 One large cube is three times as long as one small cube.



One small cube is 5 cm long.

- a) How long are 2 small cubes?

 cm

- b) How long are 10 small cubes?

 cm

- c) How long is 1 large cube?

 cm

- d) How long are 2 large cubes?

 cm

# Maths lesson 5

## Flashback 4

Year 2 | Week 4 | Day 2

1) How long is the leaf?



2) What fraction of the sweets has been circled?



3) Name the shape.



4) How many tens are there in 82?

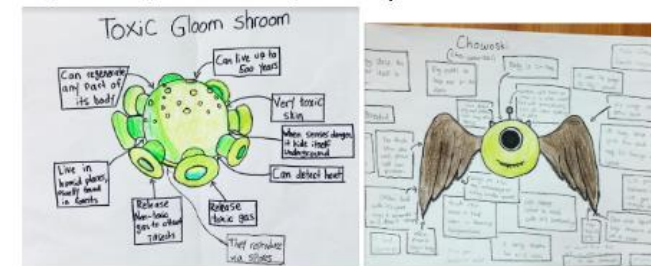
# Topic lesson 1 - Science

Identify and name a variety of animals in their habitats, including microhabitats.

Create your own creature.

What does it look like?

Write an explanation of where it would live and give reasons why.



1st place

2nd Place



3rd Place

# Topic lesson - RE

What do Christians believe about caring for people?

Listen to the song: <https://www.youtube.com/watch?v=b2NV6K89DBk>

Think of three '5 ways' challenges:

- Can you think of five ways you like to be 'built up'?
- Five people who show they care by building you up?
- Five things you could do to build up other people this week?



# Additional resource links

RE

<https://www.youtube.com/watch?v=b2NV6K89DBk> - Build Up song