



BROOKE &  
MARSHLAND  
FEDERATION

# Year 2 Home Learning

## Theme: Sun, Sea and Sand

## Summer Term 2 Week 6

# Jigsaw Lesson

Key vocabulary: Change, looking forward, excited, nervous, anxious, happy

Outcome: To start thinking about changes I will make in my next year at school and know how to go about this

The start of a new school year can be a big change. Think about you might be looking forward to in your next school year and to talk to someone in your family about it; *“One thing I am looking forward to next year is ...”*.

## Activity:



Make a leaf mobile (It doesn't have to be in the shape of a leaf - the shape outline can be whatever you wish).

On your template, draw or write on one side of it:

- One thing you like about being
- One thing you are looking forward to about getting older
- One thing you would like to change for yourself next year and how you will go about it e.g. to get better at reading by practising more often

On the other side:

- To explain how you feel about getting older and facing new changes



# English lesson 1

Find a newspaper in your house. Try and find all these features within it.

Discuss with an adult what all these features are.

- ▶ Newspaper name
- ▶ Heading
- ▶ Subheading
- ▶ Photograph
- ▶ Caption
- ▶ Date
- ▶ Writer's name
- ▶ Newspaper's logo
- ▶ Quote



## English lesson 2



Fcous: The Pirate's Next Door by Johnny Duddle

<https://www.youtube.com/watch?v=10AQwXOpvc8>

Look at the picture closely, write a prediction about who you think might be moving in next door to Matilda.

# English lesson 3



► Based on the story so far, write a fact about each one of the Jolly-Rogers Family.

# English lesson 4


Based on what you have read, make a list of all the negative reasons for a pirate living next door to you.

For example:

- They dug up the roundabout in the middle of the night.
- They steal your gold.



# Maths lesson 1



Ron baked 37 cupcakes. He gives 4 to his family.

How many does he have left?

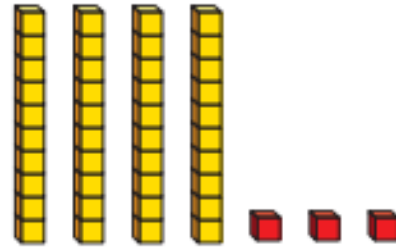
# Maths lesson 2

## Add and subtract ones

2 Complete the number tracks.



3 a) Filip has made a number using base 10



What number has Filip made?

b) Rosie also makes a number using base 10  
Rosie's number is one more than Filip's number.


What is Rosie's number?



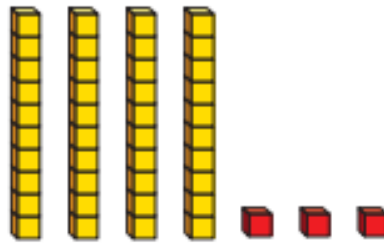
# Maths lesson 3

## Adding and subtracting in steps of 1

2 Complete the number tracks.



3 a) Filip has made a number using base 10



What number has Filip made?

b) Rosie also makes a number using base 10  
Rosie's number is one more than Filip's number.

What is Rosie's number?

# Maths lesson 4

4 Complete the calculations.

a)  $14 + 1 =$

e)  $19 - 1 =$

b)  $22 + 1 =$

f)  $33 +$    $= 34$

c)  $54 + 1 =$

g)  $18 = 19 -$

d)   $= 1 + 61$

h)   $= 89 - 1$

# Maths lesson 5

5 Complete the calculations.

a)  $14 + 2 = \square$

e)  $19 - 2 = \square$

b)  $22 + 3 = \square$

f)  $33 + \square = 35$

c)  $54 + 4 = \square$

g)  $12 = 19 - \square$

d)  $\square = 5 + 61$

h)  $\square = 89 - 3$

6 Are the number sentences true or false?

a)  $17 + 1 = 1 + 17$  \_\_\_\_\_

b)  $17 - 1 = 1 - 17$  \_\_\_\_\_

Talk about your answers with a partner.

# Topic lesson 1 - Science

Describe how animals obtain their food from plants and other animals, using the idea of a simple food chain, and identify and name different sources of food.

Click on the link to find out about herbivores, carnivores and omnivores:

<https://www.bbc.co.uk/bitesize/clips/zwfd2p3>

Write a definition for the following:

- What is a herbivore?
- What is a carnivore?
- What is an omnivore?

Challenge: Can you think of any animals for each category?

Complete the quiz to test your knowledge:

<https://www.educationquizzes.com/ks1/science/animals-carnivores-herbivores-and-omnivores/>



## Topic lesson 2 - RE

How have some people shown they cared? How is the golden rule an encouragement to care?



- ▶ Use a story of Mother Teresa, Doctor Barnardo (or a similar famous or a local person) to illustrate how
  - ▶ some people have shown their care to people in a very specific way. These are stories of people who
  - ▶ cared in exceptional ways, and were good at helping others to care too. They were great encouragers.
- 
- ▶ Who has encouraged you today?
  - ▶ Who have you encouraged?
- 
- ▶ Act out one of the stories.
  - ▶ Make a picture or collect pictures to make a montage of people needing help (e.g. homeless, hungry, refugees etc).
  - ▶ Talk about what it might be like to do a 'job' like that. Would you like to help someone sick or someone who is smelly and dirty? Why do people who care choose jobs like these?

# Additional resource links

## RE

<https://www.youtube.com/watch?v=t9HKM2Vun4s> - We all need encouragement

## Science

<https://www.bbc.co.uk/bitesize/clips/zwfd2p3> - What animals eat

<https://www.educationquizzes.com/ks1/science/animals-carnivores-herbivores-and-omnivores/> - Quiz