



BROOKE &
MARSHLAND
FEDERATION

Year 4 Home Learning

Theme: The Journey

Summer Term Week 3

English lesson 1

Read a fiction (story) book for at least 20 minutes. You can read to a grown up or in your head. Then complete the following tasks:

Write a summary of what you have read.

Write a prediction about what might happen in the next chapter.

Write what you think the main character is feeling at the moment. How do you know that?
What clues are in the book?

English lesson 2

Correct the mistakes in these sentences. There is one mistake per sentence.

1. Lady and Maddie was sleeping on their mat.
2. Miss Merry took the dogs' for a walk.
3. The dogs wanted there treats.
4. Lady and Maddie foughted over the biggest chew.
5. Stop it now Miss Merry shouted.

English lesson 3

Make 10 sentences using the Y3/4 spelling words below. Try to use more than one of these words in each sentence.

accident(ally)	certain	experiment	important	ordinary	reign
actual(ly)	circle	extreme	interest	particular	remember
address	complete	famous	island	peculiar	sentence
answer	consider	favourite	knowledge	perhaps	separate
appear	continue	February	learn	popular	special
arrive	decide	forward(s)	length	position	straight
believe	describe	fruit	library	possess(ion)	strange
bicycle	different	grammar	material	possible	strength
breath	difficult	group	medicine	potatoes	suppose
breathe	disappear	guard	mention	pressure	surprise
build	early	guide	minute	probably	therefore
busy	earth	heard	natural	promise	though
business	eight	heart	naughty	purpose	thought
calendar	eighth	height	notice	quarter	through
caught	enough	history	occasion(ally)	question	various
centre	exercise	imagine	often	recent	weight
century	experience	increase	opposite	regular	woman/women

English lesson 4

Write 5 sentences that describe the sunset scene.



English lesson 5

BIG BEN GETS A BATH!

People from all over the world come to London and visit Big Ben but one week this August, they would have seen an unusual sight!

Five highly-trained abseiling experts started cleaning all four clock faces on 18th August. It will be the clock's first scrub for 4 years. Experts think it will take a week to complete the cleaning so long as the weather stays fine.

The Houses of Parliament clock (nicknamed Big Ben), which was built in 1859, will also be checked for damage to the dials.

Each clock face is made up of 312 pieces of opal glass, which must be treated carefully. The hands of the clock were made in copper because it is lighter than other metals. To keep the climbing cleaners safe, the clock's hands have been frozen in the midday position.



DID YOU KNOW?

Big Ben's real name is the Great Clock of Westminster which is at the top of the Elizabeth Tower (named after the Queen). The Elizabeth Tower is part of the Houses of Parliament.

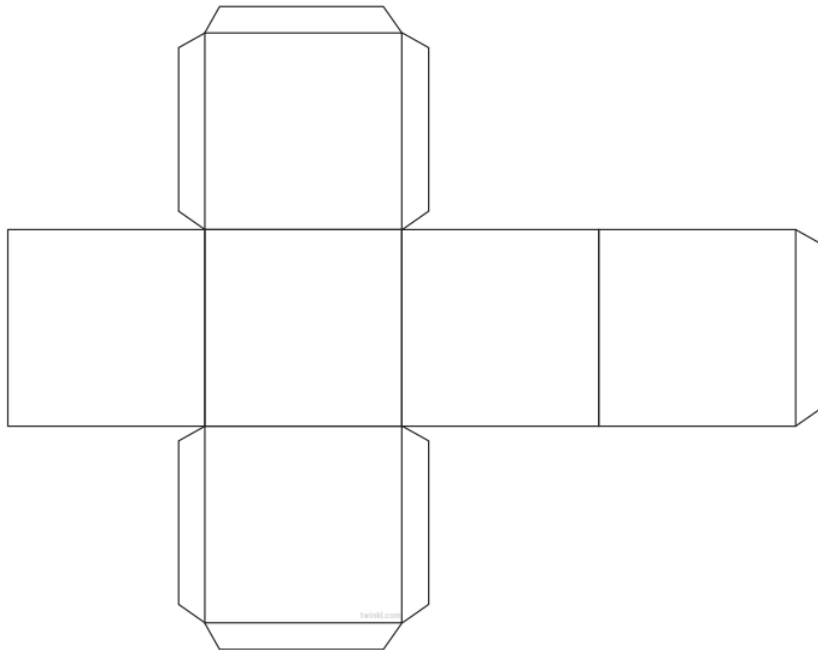
Now answer these questions.

1. Where is Big Ben?
2. What year was Big Ben last cleaned in?
3. Over 250 pieces of glass are used in Big Ben. True or false?
4. What material was chosen to make the hands of the clock and why?
5. How have they made sure the cleaners will not be in danger?
6. How many days will it take to finish the job?
7. What is the correct name for the building the clock is at the top of?

Maths lesson 1

Find a set of dice from a board game or draw and cut out a net for a cube like the one below.

Then play the 7 times table board game, with a family member.



7 Times Table Multiplication and Division Board Game



Start

$35 \div 7$

7×4

Go back to start

$14 \div 2$

7×1

$42 \div 7$

7×3

Miss a go

7×6

$70 \div 10$

$28 \div 7$

Go forward 3 spaces

$70 \div 7$

$14 \div 7$

7×9

11×7

8×7

Go back 2 spaces

$84 \div 7$

7×5

$7 \div 1$

$21 \div 7$

Help a friend

12×7

Go forward one space

Move back 21 + 7

$49 \div 7$

Move back 12 + 6

$77 \div 7$

7×7

7×10

7×2

Move forward 4 spaces

$56 \div 7$

Finish

Roll the dice and work out the multiplication or division you land on. The winner is the first to finish!

twinkl
visit [twinkl.com](https://www.twinkl.com)

Maths lesson 2 - data handling (tally charts / frequency tables)

Task 1 - On a piece of paper draw a blank tally chart like the one below.

Item	Tally	Frequency

Task 2 – Decide what information you are going to collect, it could be about socks, shoes, cutlery, food, toys or something else of your choosing. Then add the labels into the tally chart like below.

Item	Tally	Frequency
My socks		
Mum's socks		
Dad's socks		
My sister's socks		

Task 3 – Collect your data in your tally chart, like below. Remember that 5 votes creates a gate.

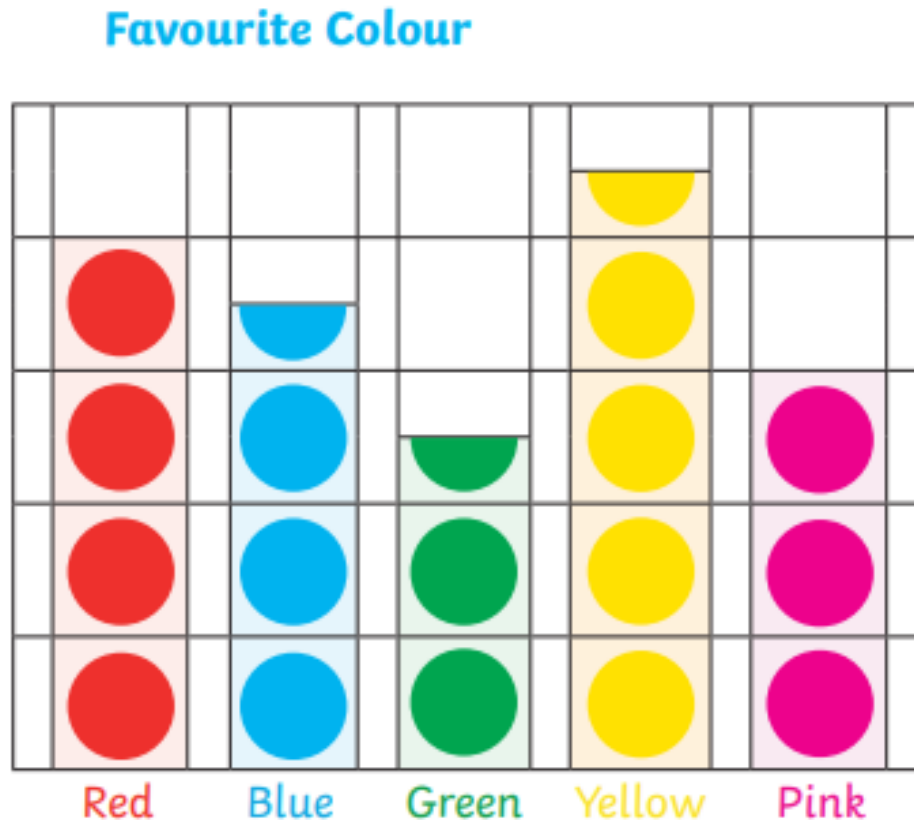
Item	Tally	Frequency
My socks		
Mum's socks		
Dad's socks		
My sister's socks		

Task 4 – Find the total of each piece of information. This is also called the frequency.

Item	Tally	Frequency
My socks		5
Mum's socks		4
Dad's socks		7
My sister's socks		3

Maths lesson 3 - data handling (pictograms)

Read the information shown in the pictogram, including the key. Then interpret the data by answering the questions.

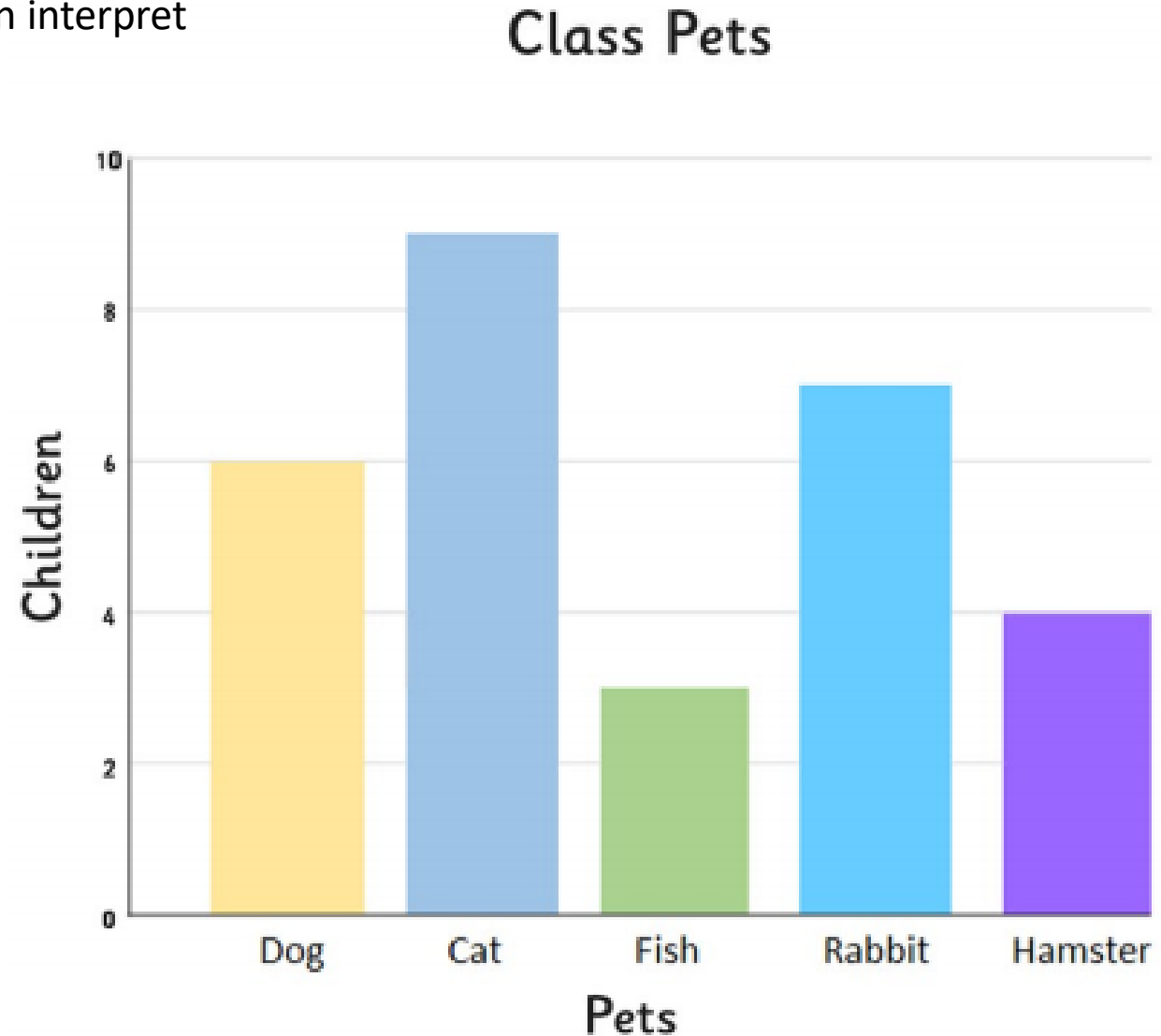


1. What is the least favourite colour?
2. How many children chose yellow as their favourite colour?
3. How many fewer children chose green than blue as their favourite colour?
4. How many children chose pink and red as their favourite colour?
5. Write your own questions about the data to ask someone at home.

Maths lesson 4 - data handling (bar charts)

Read the information shown in the bar chart to the right. Then interpret the data by answering the questions below.

1. Which is the most common pet?
2. How many pets are there in the class?
3. How many more rabbits than hamsters are there?
4. How many fewer dogs than cats are there?
5. Write your own question about the data to ask someone at home.
6. Using the data that you collected in a tally chart on Tuesday, draw a bar chart to show this information.

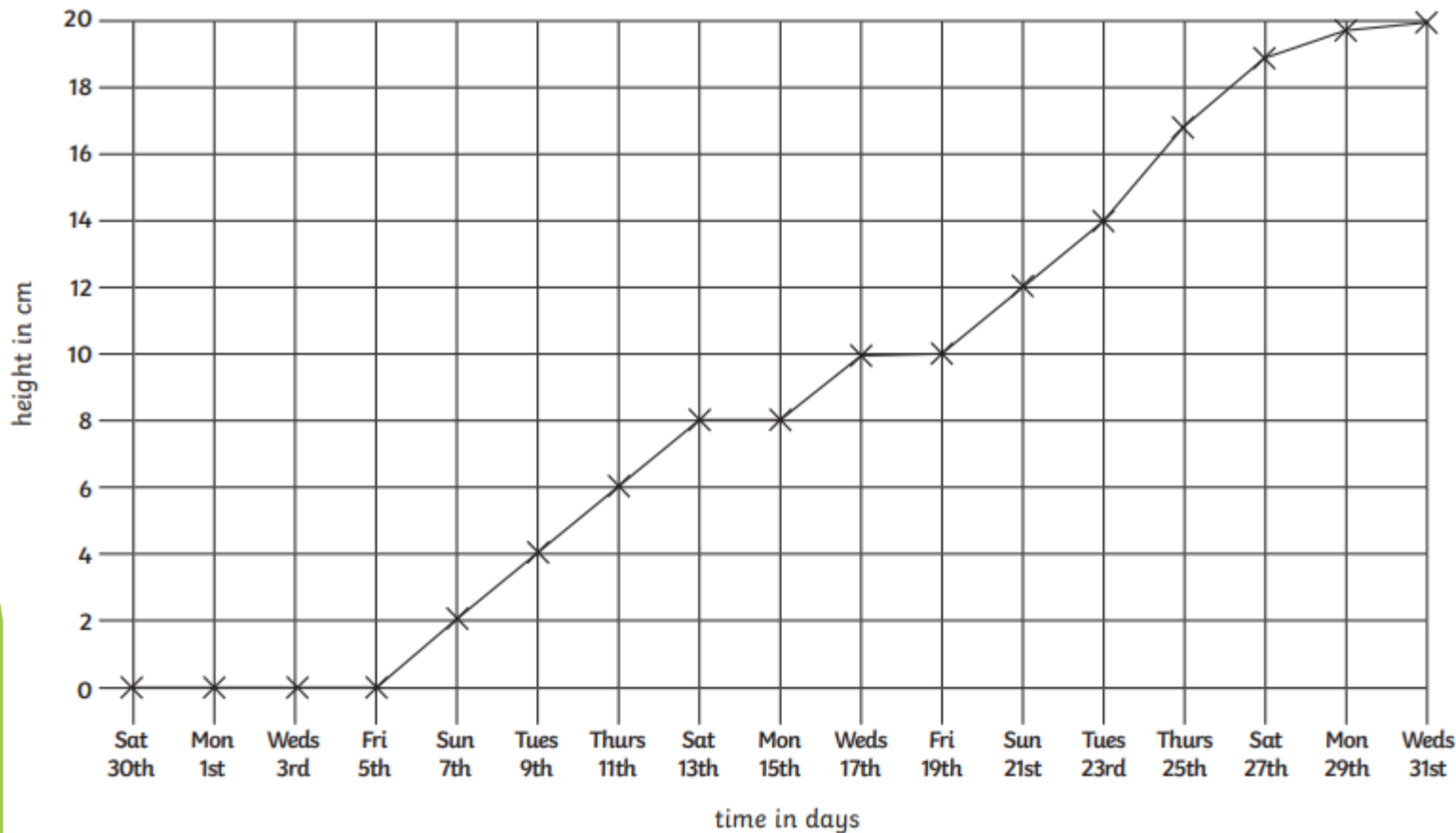


Maths lesson 5 - data handling (time graphs)

Read the information shown in the time graph. Then interpret the data by answering the questions.

Sunflower Line Graph

Here is a line graph showing a sunflower's growth. It was planted on Saturday 30th July and its height was measured every 2 days.



1. How many days did the plant take to grow 8cm?
2. What is the height difference between Wednesday 17th and Tuesday 23rd?
3. What is the height on the sunflower on Thursday 11th?
4. What is the height of the sunflower on Friday 19th?
5. What is the height of the plant on Monday 29th?
6. Why do you think there is no measurement in the first week?

Topic lesson 1

Wellbeing



It's important to eat healthy to maintain your health and well-being. It is also nice to do something for somebody else. It makes you feel good when you do something for others

Choose one of these ideas to make for you and your family, this week.

Make a fruit Kebab (Just chop up the fruit you like and put on skewers)

Prepare a sandwich.

Make a salad.



Topic lesson 2

Science/ Electricity

First, watch videos on YouTube about electrical hazards for kids.



Second, identify the **hazards** in the picture? For each hazard, write an explanation as to why it is dangerous, or discuss with an adult why you think it is dangerous.
Can you draw your own picture with hazards in it?

Answers

► English lesson 2

1. Lady and Maddie **were** sleeping on their mat.
2. Miss Merry took the dogs for a walk.
3. The dogs wanted **their** treats.
4. Lady and Maddie **fought** over the biggest chew.
5. “Stop it now!” Miss Merry shouted.


Answers

► English lesson 5

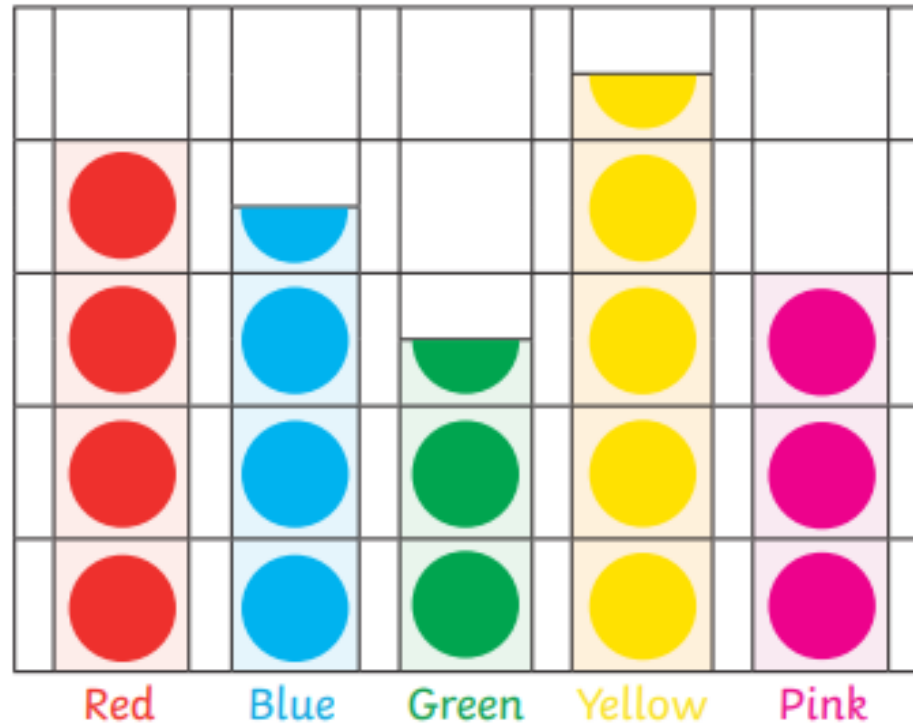
1. Where is Big Ben? **London**
2. What year was Big Ben last cleaned in? **Accept 4 years ago**
3. Over 250 pieces of glass are used in Big Ben. True or false? **False there are 312.**
4. What material was chosen to make the hands of the clock and why? **Copper because it is light.**
5. How have they made sure the cleaners will not be in danger? **The clock hands have been frozen at midday.**
6. How many days will it take to finish the job? **7**
7. What is the correct name for the building the clock is at the top of? **The Elizabeth tower.**

Answers

► Mathematics lesson 3



Favourite Colour

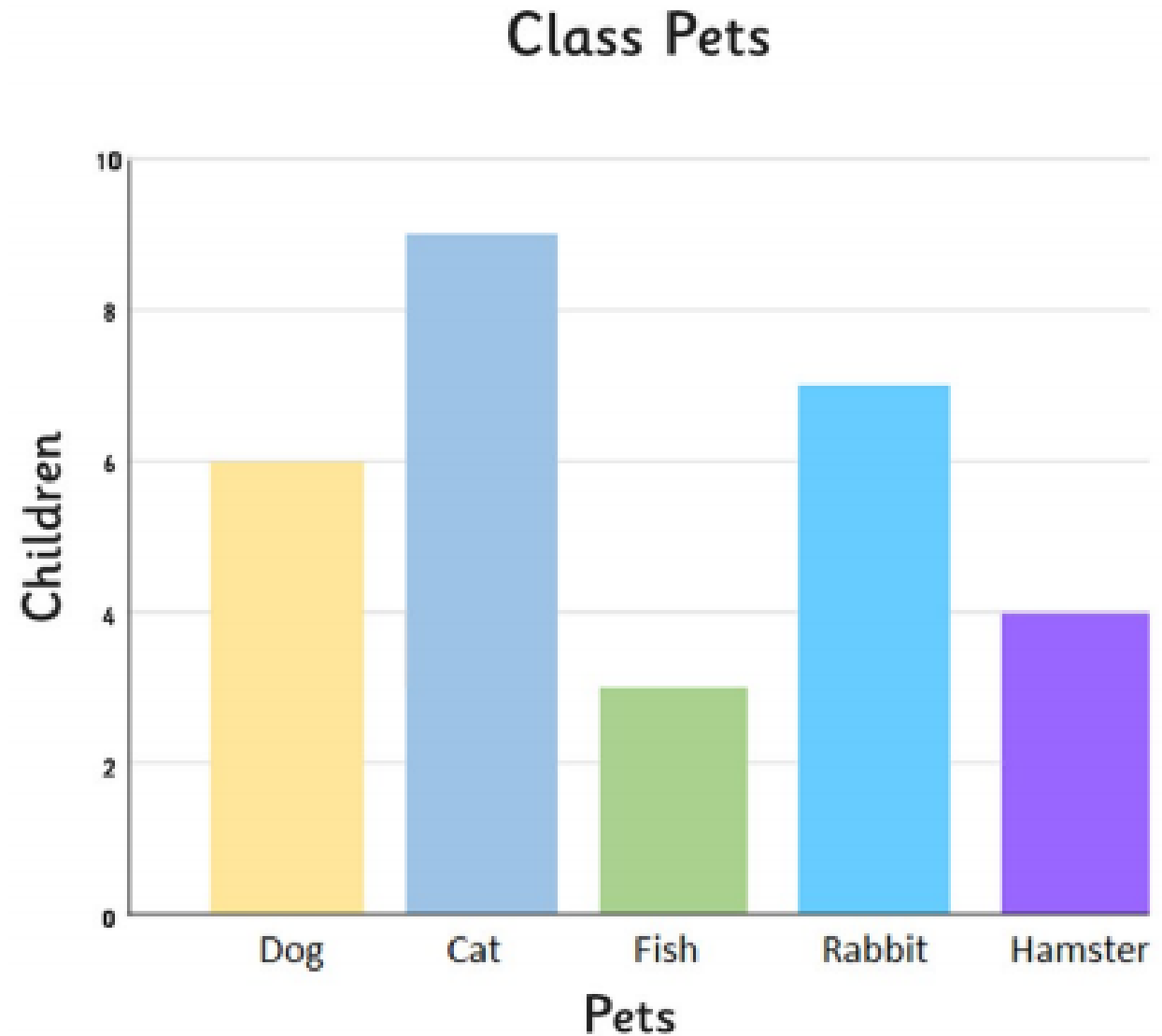


1. What is the least favourite colour? **green**
2. How many children chose yellow as their favourite colour? **9**
3. How many fewer children chose green than blue as their favourite colour? **2**
4. How many children chose pink and red as their favourite colour? **14**

Answers

► Mathematics lesson 4

1. Which is the most common pet? **cat**
2. How many pets are there in the class? **29**
3. How many more rabbits than hamsters are there? **3**
4. How many fewer dogs than cats are there? **3**

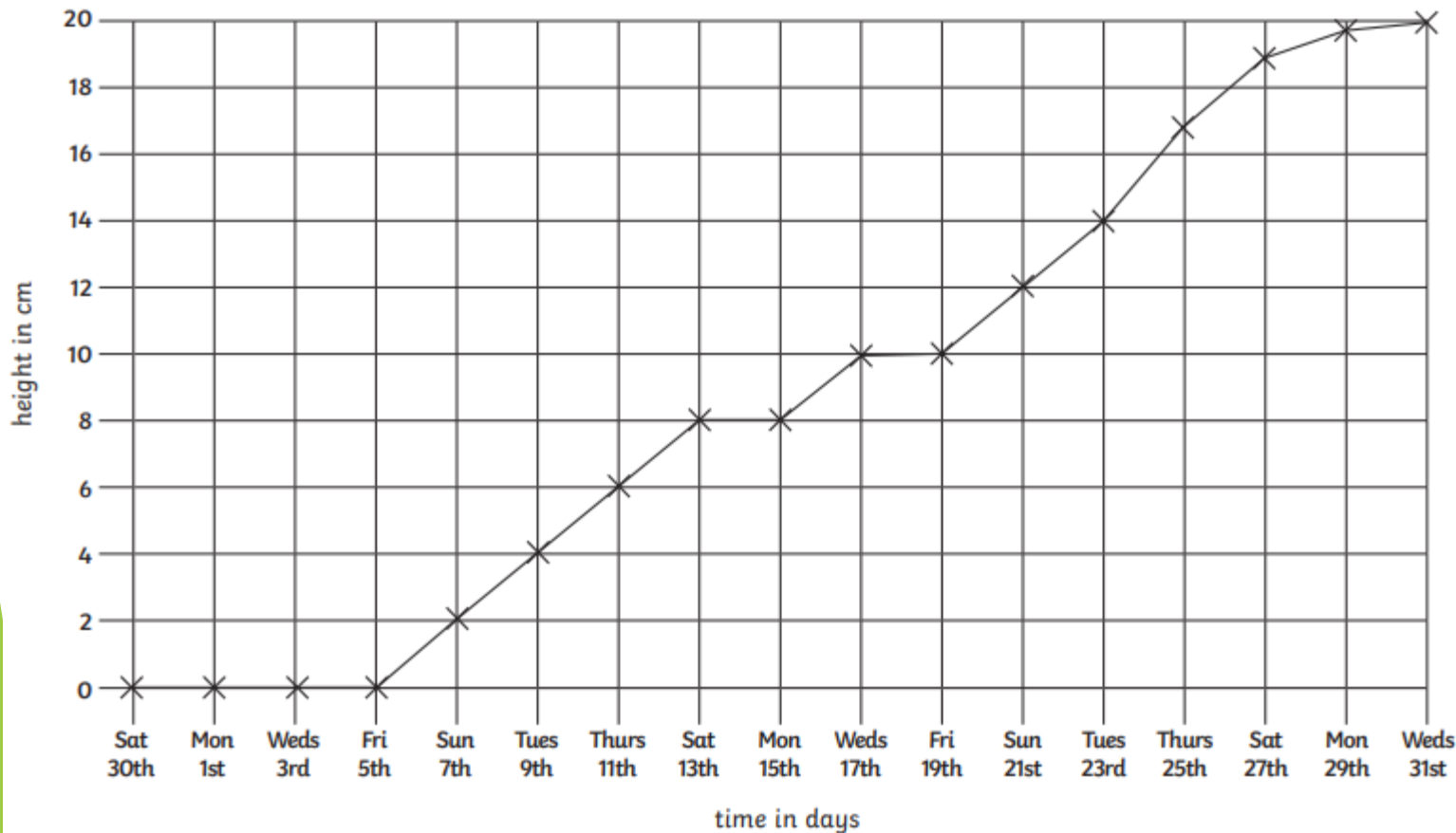


Answers

► Mathematics lesson 5

Sunflower Line Graph

Here is a line graph showing a sunflower's growth. It was planted on Saturday 30th July and its height was measured every 2 days.



1. How many days did the plant take to grow 8cm? **14 days**
2. What is the height difference between Wednesday 17th and Tuesday 23rd? **4cm**
3. What is the height on the sunflower on Thursday 11th? **6cm**
4. What is the height of the sunflower on Friday 19th? **10cm**
5. What is the height of the plant on Monday 29th? **19.5cm**
6. Why do you think there is no measurement in the first week? **Because the plant has not grown above the soil in the first week.**

Additional resource links

Spellings

<https://spellingframe.co.uk/>

Maths – times tables

<https://ttrockstars.com/>

Maths – times tables

<https://mathsframe.co.uk/en/resources/resource/477/Multiplication-Tables-Check>

Healthy Living (Food and Physical Activities)

<https://www.nhs.uk/change4life>

Science – electricity

<https://www.bbc.co.uk/bitesize/subjects/z2pfb9q>