



BROOKE &
MARSHLAND
FEDERATION

Year 4 Home Learning

Theme: The Journey

Summer Term Week 4

English lesson 1

Read a fiction (story) book for at least 20 minutes. You can read to a grown up or in your head. Then complete the following tasks:

Write a summary of what you have read.

Write a prediction about what might happen in the next chapter.

Look up any words you didn't know the meaning of – use an online dictionary if you need to.

English lesson 2

Each sentence below has one word that is incorrect. Write the sentence again, correcting the wrong word.

1. The dog had been very norty.
2. In a minit, the film will start.
3. The dentist asked me a questshun while he looked at my teeth.
4. The wimen were sitting at the bus stop chatting.
5. I was out of breaf after running up that hill.
6. The nurse delivered an inportant message.
7. The fairy godmother made the golden coach disapear in a puff of smoke.
8. I don't suppoze there are any more cakes left?

English lesson 3

Use the fronted adverbials list below to write 10 sentences that start with a fronted adverbial. Don't forget your comma....

Time	Frequency	Place	Manner	Possibility
Afterwards, Already, Always, Immediately, Last month, Now, Soon, Yesterday, Today, Tomorrow, Next year, In January, On Tuesday, In the morning, After a while, As soon as she could, Before long, All of a sudden, In the blink of an eye, Just then, Eventually, Later,	Often, Again, Daily, Weekly, Fortnightly, Yearly, Sometimes, Rarely, Every second, Twice a year, Once a minute, Once, Once or twice, Three times, Constantly, Regularly, Frequently, Infrequently, Occasionally, Rarely, Never in my life, Never before,	Above the clouds, Below the sea, Here, Outside, Over there, There, Under the ground, Upstairs, In the distance, Between the sea and the sky, Everywhere she looked, Around the tent, Back at the house, Nearby, Down by the cliffs, Behind the shed, In the wooden box, Over my bed, Somewhere near here, Far away, Wherever they went, North of here,	Sadly, Slowly, Happily, Awkwardly, Bravely, Like a ... , As quick as a flash, As fast as he could, Without a sound, Without warning, Unexpectedly, Unfortunately, Suddenly, Mysteriously, Frantically, Anxiously, Courageously, Silently, Curiously, Nervously, Rapidly, Carefully,	Almost unbelievably, Much admired, Nearly asleep, Quite understandably, Really happily, Perhaps, Maybe, Just arrived, Certainly amused, Obviously angry, Definitely confused, Completely exhausted, Barely alive, Out of breath, Decidedly unimpressed, Perfectly confident, Positively trembling with excitement, Purely practically, Somewhat flustered, Utterly joyous, Totally overwhelmed,



English lesson 4

Write instructions for a summer themed activity, for example swimming or bike riding, that could be shared with Y1/2.



English lesson 5

Read the short passage, then answer the questions on the next slide.

Opening night

Tim took another deep breath. Inside his chest, he could feel his heart pounding like a bass drum. Again, he took slow, deep breaths and picked up his script. Flicking through the pages, he read through his lines quietly to himself, mumbling under his breath. All his hard work over the last few months had been for tonight. Crossing his fingers tightly, he wished for good luck.

"Tim, are you ready? You're on in 2 minutes," said Mr. Smith.

"I think so, Sir," said Tim in a shaky voice.

"Don't worry, you'll be fine, Tim. Break a leg!"

Slowly, Tim stood up and made his way towards the heavy, red velvet curtain. He pulled it to the side and stepped through.

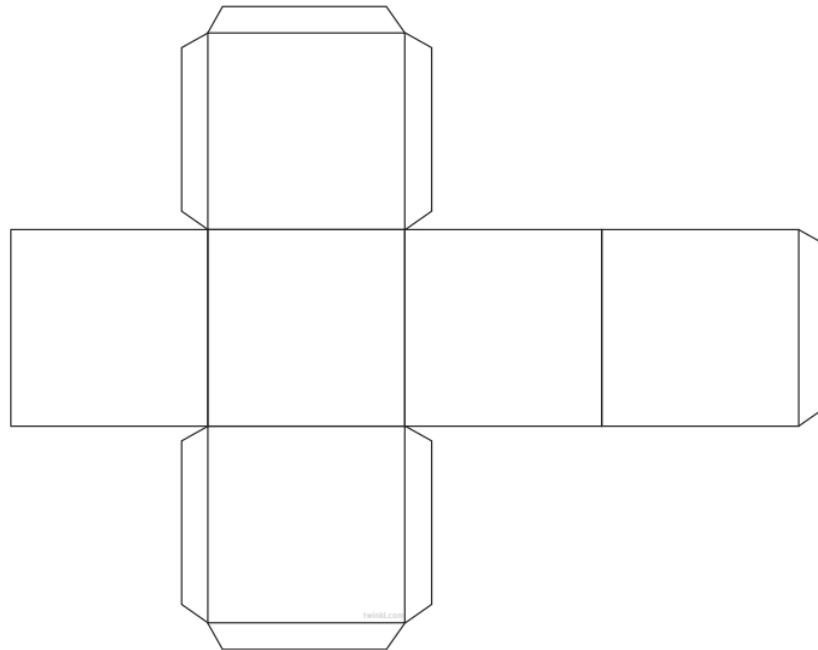
Now answer these questions:

1. How do you think Tim is feeling at the beginning of the text?
2. Explain how you know how he is feeling.
3. What do you think Tim is waiting to do?
4. What clues told you what Tim might be doing?
5. Who do you think Mr. Smith is?
6. Do you think “Opening Night” is a good title? Why?
7. If you had to give this text a different title, what would you call it?

Maths lesson 1

Find a set of dice from a board game or draw and cut out a net for a cube like the one below.

Then play the 12 times table board game, with a family member.



12 Times Table Multiplication and Division Board Game

Start

$12 \div 1$

$144 \div 12$

5×12

Go back to start

12×8

$12 \div 12$

12×7

Miss a go

36×12

$12 \div 10$

$72 \div 12$

Go forward 3 spaces

$60 \div 12$

$132 \div 11$

12×12

Go back 2 spaces

1×12

12×11

$48 \div 12$

6×2

$96 \div 12$

$120 \div 10$

Help a friend

12×4

Move back 144 + 12

Go forward one space

Move back 96 + 12

$84 \div 12$

5×11

$108 \div 9$

$44 \div 4$

11×11

2×12

Move forward 4 spaces

Finish

Roll the dice and work out the multiplication or division you land on. The winner is the first to finish!

twinkl
visit [twinkl.com](https://www.twinkl.com)

Maths lesson 2 - Mental Addition

Mentally calculate the answers to the following equations in your head, without using a written method, resources or your fingers to find the answers.









$3 + 7 =$	$10 + 10 =$	$68 + 22 =$
$12 + 8 =$	$25 + 10 =$	$115 + 15 =$
$24 + 6 =$	$76 + 10 =$	$127 + 33 =$
$7 + 33 =$	$39 + 100 =$	$542 + 9 =$
$17 + 14 =$	$67 + 100 =$	$123 + 123 =$
$56 + 21 =$	$187 + 100 =$	$2,465 + 24 =$
$94 + 16 =$	$1,245 + 100 =$	$3,212 + 146 =$

Maths lesson 3 - column addition








Use the column method to calculate the addition sums where carrying (regrouping) is **not** involved, on the next slide.

Remember that we have used dienes, counters and digits to do this in school, as shown below. If you want to use counters or dienes, but don't have these at home you could use other things at home such as pasta, Lego bricks or coloured socks.

Calculate $2,456 + 3,123 = 4,579$

Thousands	Hundreds	Tens	Ones
			
			
4,	5	7	9

Calculate $5,756 + 3,203 = 8,959$

Thousands	Hundreds	Tens	Ones
			
			
8,	9	5	9

$4,565 + 2,324 = 6,889$				
Th	H	T	O	
4,	5	6	5	
2,	3	2	4	+
6,	8	8	9	

Remember to start at the right to add the ones together first, then the tens, hundreds and finally add the thousands column.

Maths lesson 3 continued

Use the column method to calculate the addition sums where carrying **is not** involved.

$137 + 121 =$

$5,751 + 142 =$

$245 + 53 =$

$1,534 + 1,332 =$

$641 + 108 =$

$2,618 + 3,371 =$

$749 + 130 =$

$2,408 + 3,591 =$

$827 + 141 =$

$3,981 + 4,015 =$

$4,567 + 231 =$

$6,072 + 1,325 =$

Maths lesson 4 - column addition

Use the column method to calculate the addition sums where carrying (regrouping) is involved, on the next slide.

Remember that we have used dienes, counters and digits to do this in school, as shown below. If you want to use counters or dienes, but don't have these at home you could use other things at home such as pasta, Lego bricks or coloured socks.

Calculate $2,369 + 3,536 = \underline{\hspace{2cm}}$

Thousands	Hundreds	Tens	Ones
5	9	0	4

Calculate $3,996 + 3,245 = 7,241$

Thousands	Hundreds	Tens	Ones
7	2	4	1

$4,625 + 2,827 = 7,452$			
Th	H	T	O
4,	6	2	5
<u>2,</u>	<u>8</u>	<u>2</u>	<u>7</u> +
7,	4	5	2

Remember to start at the right to add the ones together first, then the tens, hundreds and finally add the thousands column.

Maths lesson 4 continued

Use the column method to calculate the addition sums where carrying **is** involved.

$258 + 134 =$

$2,674 + 1,396 =$

$486 + 63 =$

$2,503 + 1,731 =$

$721 + 282 =$

$3,618 + 3,510 =$

$843 + 178 =$

$4,058 + 3,591 =$

$949 + 156 =$

$2,987 + 4,235 =$

$1,482 + 251 =$

$6,720 + 1,425 =$

Maths lesson 5 - Addition Word Problems

Use the column method to help you to solve the following addition problems on the next two slides.

1. On 11th January an aeroplane flew 1,391 miles from Benidorm in Spain to Doncaster Robin Hood Airport. After it landed the airport staff loaded the aeroplane with luggage, drinks and passengers. It then flew the 1,391 miles back to Benidorm in Spain. How many miles did the aeroplane fly on 11th January?
2. On 28th January a train took the following journey. How many miles did it travel that day?
 - London Kings Cross to Doncaster 196 miles
 - Doncaster to Glasgow 237 miles
 - Glasgow to Newcastle 151 miles
 - Newcastle to London Kings Cross 280 miles

Maths lesson 5 continued

Use the column method to help you to solve the following addition problems.

3. On 14th January an aeroplane flew 2,561 miles from Lanzarote to Doncaster Robin Hood Airport. After it landed the passengers disembarked and their luggage was unloaded. Different passengers boarded with their suitcases. The pilot then flew the aeroplane 799 miles to Bordeaux in France. How many miles did the aeroplane fly on 12th January?
4. On 2nd June a Sainsbury's lorry driver made food deliveries to stores in the following area's. How many miles did the lorry driver drive that day?
 - London Distribution Centre to Leeds 193 miles
 - Leeds to Wakefield 12 miles
 - Wakefield to Doncaster 21 miles.
 - Doncaster to London Distribution Centre 171 miles.

Topic lesson 1

Wellbeing



Ask your friends and family members what they like about you.

Write down all the things they say.

Draw a picture of yourself or something that represents you, and write down all the good qualities about you, around it.

Remember, you are amazing!

You are kind!

You are funny!

You are strong!

You are you!

Topic lesson 2

Local History

Here are two pictures of Thorne South Railway Station.
Can you look at what is the same and what is different about them.



- How many platforms does the first picture have?
- Do they both have bridges?
- Who are the men do you think, and why are they there?
- What do you think the building is behind the platform.
- Why might it have a chimney?
- Why is the building in the second picture no longer there?

Answers

▶ English lesson 2

Naughty, minute, question, women, breath, important, disappear, suppose

▶ English lesson 5

1. Tim is feeling nervous.
2. Accept his heart is pounding or he is taking deep breaths to try and calm down.
3. Tim is waiting to perform in a play.
4. It mentions he flicks through a script.
5. Mr Smith is Tim's teacher.
6. 'Opening night' is a good title because the text is about a boy in a play.
7. I would call it Tim's big break. (Other answers that would suit are also acceptable).

Answers

► Mathematics lesson 2

$3 + 7 = 10$

$10 + 10 = 20$

$68 + 22 = 90$

$12 + 8 = 20$

$25 + 10 = 35$

$115 + 15 = 130$

$24 + 6 = 30$

$76 + 10 = 86$

$127 + 33 = 160$

$7 + 33 = 40$

$39 + 100 = 139$

$542 + 9 = 551$

$17 + 14 = 31$

$67 + 100 = 167$

$123 + 123 = 246$

$56 + 21 = 77$

$187 + 100 = 287$

$2,465 + 24 = 2,489$

$94 + 16 = 110$

$1,245 + 100 = 1,345$

$3,212 + 146 = 3,358$

Answers

► Mathematics lesson 3

$137 + 121 = 258$

$5,751 + 142 = 5,893$

$245 + 53 = 298$

$1,534 + 1,332 = 2,866$

$641 + 108 = 749$

$2,618 + 3,371 = 5,989$

$749 + 130 = 879$

$2,408 + 3,591 = 5,999$

$827 + 141 = 968$

$3,981 + 4,015 = 7,996$

$4,567 + 231 = 4,798$

$6,072 + 1,325 = 7,397$

Answers

► Mathematics lesson 4

$258 + 134 = 392$

$2,674 + 1,396 = 4,070$

$486 + 63 = 549$

$2,503 + 1,731 = 4,234$

$721 + 282 = 1,003$

$3,618 + 3,510 = 7,128$

$843 + 178 = 1,021$

$4,058 + 3,591 = 7,649$

$949 + 156 = 1,105$

$2,987 + 4,235 = 7,222$

$1,482 + 251 = 1,733$

$6,720 + 1,425 = 8,145$

Answers

► Mathematics lesson 5

1. $1,391 + 1,391 = 2,782$ miles
2. $196 + 237 = 433 + 151 = 584 + 280 = 864$ miles
3. $2,561 + 799 = 3,360$ miles
4. $193 + 12 = 205 + 21 = 226 + 171 = 397$ miles

Additional resource links

Spellings

<https://spellingframe.co.uk/>

Maths – times tables

<https://trockstars.com/>

Maths – times tables

<https://mathsframe.co.uk/en/resources/resource/477/Multiplication-Tables-Check>

Healthy Living (Food and Physical Activities)

<https://www.nhs.uk/change4life>

Thorne Local History Website