

12<sup>th</sup> January 2021

Dear Parents/carers

We have been made aware that some parents are finding it difficult to upload work to Tapestry. As we are using Tapestry to continue to evidence your child's learning throughout this period, we have attached instructions on how to add an observation and upload work to your child's account.

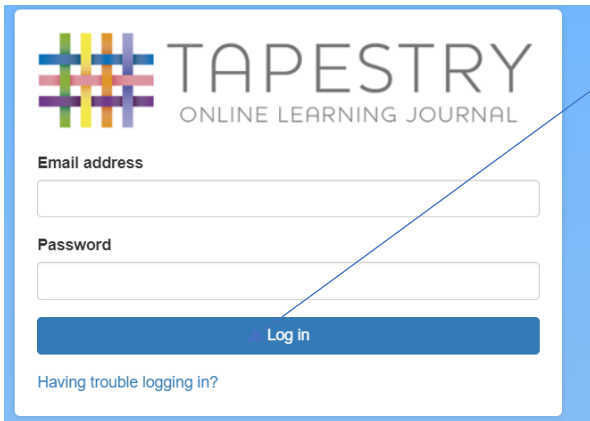
We are checking Tapestry regularly throughout the day and aim to respond to your child's work promptly. This is a wonderful way for us to praise your child's efforts and achievements and we are so proud of the work they are producing at home. We appreciate your support with this and we continue to be here as a team to support you all at home.

If you have any further queries, please do not hesitate to contact us at school through the EFYS e-mail address.

[BRK-EYFS@vennacademy.org](mailto:BRK-EYFS@vennacademy.org)

Many thanks

The EYFS team.



**TAPESTRY**  
ONLINE LEARNING JOURNAL

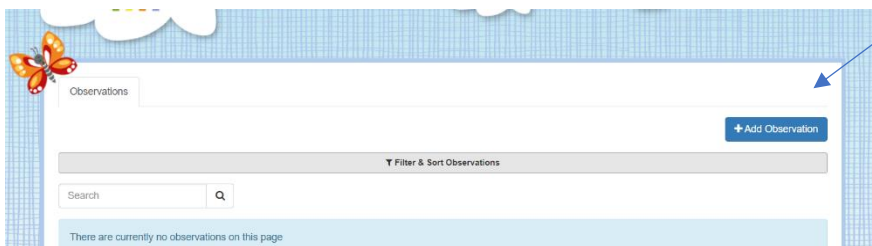
Email address

Password

**Log in**

[Having trouble logging in?](#)

When logging into Tapestry, please sign in using the e-mail address you provided school. When you initially set up the account, you will have created your own password. If you can no longer recall this, please click on 'having trouble logging in' and a new link will be sent to your email address. Please follow the steps it provides to set up a new password.



Observations

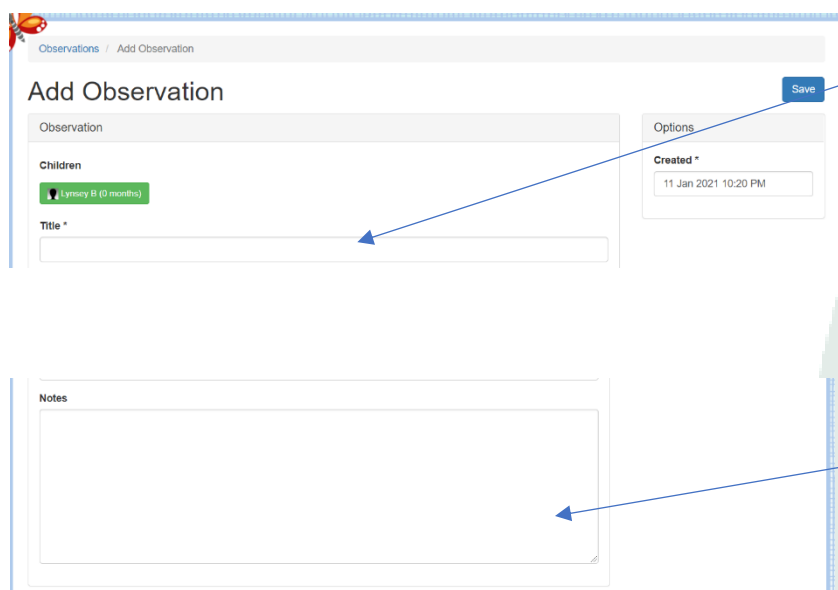
**+ Add Observation**

Filter & Sort Observations

Search

There are currently no observations on this page

Once logged in, you will see this screen. Please click on '+Add Observation'



Observations / Add Observation

**Add Observation** **Save**

Observation

Children  
Lynsey B (0 months)

Title \*

Options

Created \*  
11 Jan 2021 10:20 PM

Notes

The next screen takes you to the observation page. In the title, please add the date and the focus of the work e.g. phonics ai, followed by 'home learning'

You can then add some information into the notes. For example, what your child did and if this was independent or with your help.

Media

Size limits: Each video must be less than 10 minutes and 5GB; each audio file must be less than 30 minutes and 5GB; each document must be less than 100MB.

Drag and drop files here or use the [Add Files](#) button below

[Add Files](#) [Start Upload](#) [Delete Selected Media](#)

[Save & Add Another](#) [Save](#)

Click "Save" to save your observation and view it.  
Click "Save & Add Another" to save this observation and immediately start adding another.

Please upload the videos or photos of your child's work by the 'add file' button before clicking on 'save'.