

Brooke Primary Academy - remote and live learning package for Year 2
Monday 11th January - Friday 22nd January

This sheet contains all the links your child will need to access remote learning during their time away from school.

Each week your child will receive a combination of:

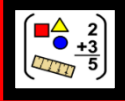


Live Learning – provided through Zoom by the teacher, children will receive direct teaching. The teacher will teach the concept and the children will have an opportunity to try some questions before completing a task independently. Zoom calls will take place at the times above. Miss Hennigan and Mrs Head will lead the calls and children from both classes are expected to attend. The link to the call will be texted to parents 10 mins before the session starts.

Remote learning – The children will use resources, as specified by the teacher, to complete work independently at home.

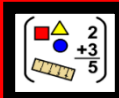
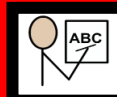
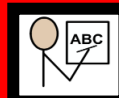


For support you can:

1. Ask the teacher at the end of a Zoom live learning session
2. Email BR-admin@vennacademy.org
3. If you have free school meals, parents can collect a food parcel from the school office.

Week 1 of 2										
Learning <i>Compulsory Encouraged</i>	Assembly	Handwriting and Spelling	Phonics and Spelling 		CGP Books	Maths 		Math Whizz https://www.whizz.com/	English 	Foundation (History, Geography, PE, Science)
	9.00 – 9.30	9.30 – 10.00	10.00 – 10.30 Zoom Call - led by Miss Hennigan or Mrs Head		10.45 – 11.30	11.30 – 12.00 Zoom Call - led by Miss Hennigan or Mrs Head		1.00 – 1.30	1.30 – 2.00 Zoom Call - led by Miss Hennigan or Mrs Head	2.00 – 3.15
Monday 11.1.2021	A link will be sent each week for Monday's assembly	Please practise your weekly spellings and handwriting. This week's spellings are:	During this session the children will practise their weekly spellings. This week our spellings are: <div>cry fly dry try reply July shy spy sky why</div> <i>You will need your green writing book and a pencil</i>	Break – 10.30 – 10.45	Key Stage One Maths Mental Workout Year 2 Exercise 3 (page 3)	LT: To sequence events in time order. During this session the children will sequence events from their daily routine in chronological order. You will require scissors and glue for this lesson (<i>if you do not have any – please write the words into the boxes instead</i>). You will need your red Maths book and a pencil.	Lunch -12.00 – 1.00	Please log on to Maths Whizz using your personal log in details and work through the tasks.	LT: To identify the features of a traditional story. During this session we will read the story of Rapunzel and discuss the key features that occur in traditional tales, including the opening, the ending and the different characters. <i>You will need your English book and a pencil.</i> A reading of the story will be uploaded onto the website today.	Science - To understand what humans need to survive. During this session we would like the children to discuss what a baby needs to survive and compare to what we need. What is the same and what is different? Record ideas in your green exercise books. Watch this video to help: https://www.bbc.co.uk/bitesize/clips/zgtr82p Story time
Tuesday 12.1.2021	No assembly	A spelling test will take place on Friday's 10am session.	During this session the children will practise writing words beginning with 'kn' and 'gn'. <i>You will need your green writing book and a pencil</i>		KS1 English Comprehension Year 2 Targeted Question Book No Teacher (page 8)	LT: To know and order the months of the year. During this session the children will recognise how many months there are and name them; order the months of the year in chronological order and answer reasoning problems . You will require scissors and glue for this lesson (<i>if you do not have any – please write the months into your red Maths exercise book instead</i>).		LT: To write expanded noun phrases for description and specification. During this session the children will look at an image from the story (this image is stuck in their books) and write expanded noun phrase (adjective, adjective noun) to describe the setting of the story.	RE – Which place of worship is sacred for Christians? During this session we would like the children to look at key areas within a church – <i>altar, bible, font, lectern, cross/crucifix</i> . Discuss each area and explain why it is important. Story time	

						You will need your red Maths book and a pencil.			<i>You will need your English book and a pencil.</i>	
Wednesday 13.1.2021			<p>During this session the children will practise writing words with the suffixes 'er' and 'est'.</p> <p><i>You will need your green writing book and a pencil</i></p>		<p>Key Stage One Maths Mental Workout Year 2 Exercise 4 (page 4)</p>	<p>LT: To understand that time can be measured in minutes and seconds.</p> <p>During this session the children will consider a variety of activities and decide whether they would last less than a minute or longer than a minute. Time activities to see how long it takes to complete them.</p> <p>You will need your red Maths book and a pencil.</p>			<p>LT: To draft and write a narrative.</p> <p>During this session the children will describe and compare the prince and the witch from the story Rapunzel.</p> <p><i>You will need your English book and a pencil.</i></p>	<p>History - To know who Queen Elizabeth II is and when she became queen.</p> <p>During this session we would like the children to answer these questions about Queen Elizabeth (this could be completed as a fact file). When was she born?</p> <ul style="list-style-type: none"> • What year did she become queen? • How long was she the queen? • Who was she married to? • How many children did she have? <p>Story time</p>
Thursday 14.1.2021			<p>During this session the children will use apostrophes to show where letters are missing in spelling. These are called contractions, some examples are: didn't, can't, shouldn't, I'm</p> <p><i>You will need your green writing book and a pencil</i></p>		<p>KS1 English Comprehension Year 2 Targeted Question Book The Enchanted Wood (page 9)</p>	<p>LT: To know there are 24 hours in one day.</p> <p>During this session the children will be shown a number card which will represent a time of day. The children will need to decide what activity they might be doing at that time.</p> <p>You will need your red Maths book and a pencil.</p>			<p>There will be no Zoom call on a Thursday afternoon.</p>	<p>Art - Explore lines using a variety of shape and thickness.</p> <p>During this session we would like the children to draw lines of different lengths and thickness on a piece of paper. Make sure they are drawn in different directions. Use the pressure from your pencil to make them darker or lighter.</p> <p>Story time</p>
Friday 15.1.2021	A link will be sent each week for Friday's assembly		<p>During this session the children will complete their spelling test.</p> <p><i>You will need your green writing book and a pencil</i></p>		<p>Key Stage One Maths Mental Workout Year 2 Exercise 5 (page 5)</p>	<p>LT: To know that there are 60 minutes in one hour.</p> <p>During this session the children will decide whether activities would last for minutes or hours.</p> <p>You will need your red Maths book and a pencil.</p>			<p>LT: To evaluate and make simple corrections.</p> <p>During this session the children will read an example of work (this is stuck in their English books) and look at ways to correct it. We will focus on capital letters, punctuation and spelling.</p> <p><i>You will need your English book and a pencil.</i></p>	<p>PE – To watch copy and describe what they and others have done. To create some wide & narrow shapes.</p> <p>During this session we would like the children to make wide and narrow shapes with their bodies - (tuck, star, straight, arch, dish, side rolling).</p> <p>Story time</p>

Week 1 of 2										
Learning <i>Compulsory Encouraged</i>	Assembly	Handwriting and Spelling	Phonics and Spelling 		CGP Books	Maths 		Math Whizz https://www.whizz.com/	English 	Foundation (History, Geography, PE, Science)
	9:00 – 9:30	9:30 – 10:15	10:00 – 10:30 Zoom Call - led by Miss Hennigan or Mrs Head		10.45 – 11.30	11.30 – 12.00 Zoom Call - led by Miss Hennigan or Mrs Head		1:00 – 1.30	1.30 – 2.00	2:00 – 3.15
Monday 18.1.2021	A link will be sent each week for Monday’s assembly	Please practise your weekly spellings and handwriting. A spelling test will take place on Friday’s 10am session.	During this session the children will practise their weekly spellings. This week our spellings are: flies tries replies cries copies babies carries spies supplies lorries <i>You will need your green writing book and a pencil</i>	Break – 10.30 – 10.45	KS1 English Comprehension Year 2 Targeted Question Book Amy Johnson(page 10)	LT: To read and write the time to o’clock on an analogue clock. During this session the children will be recapping how to make o’clock times using an analogue clock. They will add hands onto a clock, read and record a given time and match time descriptions to the correct clock. <i>You will need your yellow analogue clock for this session.</i> You will need your red Maths book and a pencil.	Lunch -12.00 – 1.	Please logon to Maths Whizz using your personal log in details and work through the tasks.	LT: To plan a retelling of a traditional story. During this session the children will plan how they will retell the story of Rapunzel. We will think about the characters, setting, beginning, middle and end. <i>You will need your English book and a pencil.</i>	Science - To investigate how children change as they get older. During this session we would like the children to measure different members of your household (head, arm length and height). Record their measurements and discuss who is tallest/ longest. Why do you think that is? Answer the question: <i>Do humans carry on growing forever? How do you know?</i> https://www.bbc.co.uk/bitesize/clips/zt7w2hv
Tuesday 19.1.2021	No assembly		During this session the children will add the suffix ‘ness’ to words to make nouns. (examples include kindness, happiness, darkness) <i>You will need your green writing book and a pencil</i>		Key Stage One Maths Mental Workout Year 2 Exercise 6 (page 6)	LT: To read and write the time to half past on an analogue clock. During this session the children will be recapping how to make half past times using an analogue clock. <i>You will need your yellow analogue clock for this session.</i> You will need your red Maths book and a pencil.			LT: To draft and write a traditional story. During this session the children will write their retell of Rapunzel, using their plan from yesterday to support them. <i>You will need your English book and a pencil.</i>	RE – Which place of worship is sacred for Jewish people? During this session we would like the children to research the following: ner tamid, ark, Torah scroll, Bimah, tallit (prayer shawl), tefellin, Kippah (skullcap) and hannukah. Record what each item is/ what it is used for. Use the following video to help: https://www.bbc.co.uk/bitesize/clips/zd9jxnb
Wednesday 20.1.2021			During this session the children will practise writing compound words. (examples include whiteboard, superman, football)		KS1 English Comprehension Year 2 Targeted Question Book Tim’s Diary (page 11)	LT: To read and write the time to quarter past on an analogue clock. During this session the children will be introduced to the concept of ‘quarter past’ and recognising what it looks like and how to make it. They			LT: To use apostrophes for singular possession. During this session the children will learn how to use an apostrophe to show singular possession.	History - To notice similarities and differences between the life of Queen Victoria and Elizabeth II During this session we would like the children to choose 3 aspects about both Queens to

			<i>You will need your green writing book and a pencil</i>		will then be able to practise drawing on hands and reading quarter past times on an analogue clock. <i>You will need your yellow analogue clock for this session.</i> You will need your red Maths book and a pencil.			For example, Rapunzel's hair is long and smooth. <i>You will need your English book and a pencil.</i>	compare and record sentences for. This could be the length of their reign, how many children they had, who they were married to.
Thursday 21.1.2021			During this session the children will sort words into different word classes (nouns, verbs, adjectives) <i>You will need your green writing book and a pencil</i>		Key Stage One Maths Mental Workout Year 2 Exercise 7 (page 7) LT: To read and write the time to quarter to on an analogue clock. During this session the children will be introduced to the concept of 'quarter to' and recognising what it looks like and how to make it. They will then be able to practise drawing on hands and reading quarter to times on an analogue clock. You will need your red Maths book and a pencil.			There will be no Zoom call on a Thursday afternoon.	Art - Explore and respond to the work of Arnold Machin. Use the following links to research the artist Arnold Machin. Explore some of his artwork and record your thoughts and feelings about the art pieces. http://www.thepotteries.org/did_you/011.htm https://www.royalmintmuseum.org.uk/journal/people/arnold-machin/ During this session we would like the children to
Friday 22.1.2021	A link will be sent each week for Friday's assembly		During this session the children will complete their spelling test. <i>You will need your green writing book and a pencil</i>		KS1 English Comprehension Year 2 Targeted Question Book Plum (page 12) LT: To read the time on the clock to the nearest five minutes. During this session the children will look at five minute intervals of time and solve problems relating to the nearest five minutes. <i>You will need your yellow analogue clock for this session.</i> You will need your red Maths book and a pencil.			LT: To evaluate and make simple corrections. During this session the children will create a checklist of things they should include in their writing. For example, capital letters, punctuation, conjunctions. Then re-read their writing from Tuesday to make any corrections needed. <i>You will need your English book and a pencil.</i>	PE – To take off, jump & land with control. To explore some different rolls. During this session we would like the children to practise side rolls. Children begin in the starting position; arms out, one leg bent & one extended, left arm is tucked into body (if rolling to the left) and roll across the upper back before readopting the starting position.

Additional learning throughout the week

Purple Mash – <https://www.purplemash.com/login/>

Oak Academy - <https://www.thenational.academy/>

This website contains lots of learning materials. Take a look and choose according to your current topic / interests

BBC Bite Size - <https://www.bbc.co.uk/bitesize>

This website contains lots of learning materials. Take a look and choose according to your current topic / interests

If you need your log in details for Purple Mash, Maths Whizz or Times tables Rock Stars, please contact BR-admin@vennacademy.org

Zoom Live Learning

Please install the app at <https://zoom.us/>

The link will be sent to the mobile number of the 1st priority contact, 10 minutes before the session begins. If you want this sending to a different contact please let the school office know through our central email address

BR-admin@vennadaemy.org

Expectations for children during the live session can be found here: <https://brookeprimaryacademy.org.uk/wp-content/uploads/2020/11/Expectations-for-Students-in-Zoom-Live-Learning-Sessions.pdf>

