

**Brooke Primary Academy - remote and live learning package for Year 2**  
**Monday 1<sup>st</sup> February - Friday 12<sup>th</sup> February**

This sheet contains all the links your child will need to access remote learning during their time away from school.

Each week your child will receive a combination of:

**Live Learning** – provided through Zoom by the teacher, children will receive direct teaching. The teacher will teach the concept and the children will have an opportunity to try some questions before completing a task independently. Zoom calls will take place at 10.00am, 11.30am and 1.30pm. Miss Hennigan or Mrs Head will lead the calls and children from both classes are expected to attend. The link to the call will be texted to parents 10 mins before the session starts.

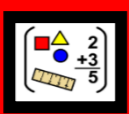


**Remote learning** – The children will use resources, as specified by the teacher, to complete work independently at home.



For support you can:

1. Ask the teacher at the end of a Zoom live learning session
2. Email [BRK-KS1@vennacademy.org](mailto:BRK-KS1@vennacademy.org)
3. If you have free school meals, parents can collect a food parcel from the school office.

**Week 1 of 2**

Learning	Assembly	Handwriting and Spelling	Phonics and Spelling 	CGP Books	Maths 	Math Whizz <a href="https://www.whizz.com/">https://www.whizz.com/</a>	English 	Foundation (History, Geography, PE, Science)
	9.00 – 9.30	9.30 – 10.00	10.00 – 10.30 Zoom Call - led by Miss Hennigan or Mrs Head		10.45 – 11.30		11.30 – 12.00 Zoom Call - led by Miss Hennigan or Mrs Head	1.00 – 1.30
<i>Compulsory Encouraged</i>								
<b>Monday</b> 01.02.2021	A link will be sent each week for Monday's assembly	Please practise your weekly spellings and handwriting.  This week's spellings are:	<p><b>LT: To spell words ending in the suffix 'er' and 'est.</b></p> <p>During this session the children will practise their weekly spellings. This week our spellings are:</p> <p align="center">happier happiest angriest angrier drier driest tidier tidiest funnier funniest</p> <p><i>You will need your green writing book and a pencil</i></p>	Key Stage One Maths Mental Workout Year 2 Exercise 8 (Page 8).	<p><b>LT: To use the multiplication symbol.</b></p> <p>During this session the children will recap what the multiplication symbol looks like and practise drawing out arrays to solve multiplication problems.</p> <p>You will need your red Maths book and a pencil.</p>		<p><b>LT: To identify features of a biography.</b></p> <p>During this session the children will be introduced to our new class text and identify and discuss what a biography is and what its features are.</p> <p><i>You will need your English book and a pencil.</i></p>	<p><b>Science – To understand the life cycle of mammals and compare adults and their young.</b></p> <p>During this session we will think about how humans change as they grow and sequence pictures to show the life cycle of humans.</p> <p>Please use this video to support your learning. <a href="https://www.bbc.co.uk/bitesize/topics/zgssgk7/articles/zwn6mnb">https://www.bbc.co.uk/bitesize/topics/zgssgk7/articles/zwn6mnb</a></p> <p>Story time</p>
<b>Tuesday</b> 02.02.2021	No assembly	<b>A spelling test will take place on Friday's 10am session.</b>	<p><b>LT: To spell homophones</b></p> <p>During this session the children will recap what the term 'homophone' means and practise using them within their writing.</p> <p><i>You will need your green writing book and a pencil</i></p>	KS1 English Comprehension Year 2 Targeted Question Book <i>Making a Bird Feeder</i> (Page 13)	<p><b>LT: To identify that multiplication is commutative.</b></p> <p>During this session the children will understand the concept of commutativity within multiplication. <i>Eg if I know 2x5=10, then I know 5x2=10.</i> They will then have the opportunity to draw out arrays to help them display this.</p>	Please log on to <b>Maths Whizz</b> using your personal log in details and work through the tasks.	<p><b>LT: To consistently use past tense in writing</b></p> <p>During this session the children will recap the terminology 'tense'. They will be given opportunities to write in the past tense and also change sentences to turn them into the past tense.</p>	<p><b>RE – Which place of worship is sacred for Muslims?</b></p> <p>During this session you will watch the video below and think about the Muslim call to prayer. Why do you think this is important to them and how do you think Muslims will feel when they hear this?</p>

Break – 10.30 – 10.45

Lunch -12.00 – 1.00

					You will need your red Maths book and a pencil.			<i>You will need your English book and a pencil.</i>	Compare this to music you like to listen to. How does it differ?  Watch this video on BBC about how Muslims pray: <a href="https://www.bbc.co.uk/bitesize/clips/z4gkq6f">https://www.bbc.co.uk/bitesize/clips/z4gkq6f</a>  Story time
Wednesday 03.02.2021			<b>LT: To spell common exception words</b>  During this session the children will recap which are the Year 2 common exception words and discuss their spellings and what makes the tricky sound in each.  <i>You will need your green writing book and a pencil</i>	Key Stage One Maths Mental Workout Year 2 Exercise 9 (Page 9)	<b>LT: To use the division symbol to describe equal sharing situations.</b>  During this session the children will be introduced to the concept of division. They will be looking at arrays to help them to produce multiplication and division number equations.  You will need your red Maths book and a pencil.			<b>LT: To draft and write an autobiography.</b>  During the session the children will start to draft their own autobiography remembering to incorporate all of the features discussed on Monday. This can be continued tomorrow as there is no Zoom call.  <i>You will need your English book and a pencil.</i>	<b>History - To compare the differences and similarities between Queen Victoria's and Queen Elizabeth's weddings.</b>  During this session you will need to record sentences discussing the similarities and differences between the two wedding. You might want to consider: <ul style="list-style-type: none"> <li>• The dress</li> <li>• The location of the wedding</li> <li>• How many bridesmaids they had/ the colour they wore</li> <li>• Number of guests</li> <li>• The weather on the day/ time of year it occurred</li> </ul> Please use the following videos clips to help you:  <a href="https://britishheritage.com/royals/footage-queen-elizabeth-wedding-day">https://britishheritage.com/royals/footage-queen-elizabeth-wedding-day</a> - Queen Elizabeth's wedding footage  <a href="https://vimeo.com/354353249">https://vimeo.com/354353249</a> - Queen Victoria's wedding footage  Story time
Thursday 04.02.2021			<b>LT: To write exclamation sentences.</b> During this session the children will identify the four types of sentences and how we vary our punctuation to suit these. We will also discuss how these sentences will sound when read aloud (read with expression).  <i>You will need your green writing book and a pencil</i>	KS1 English Comprehension Year 2 Targeted Question Book The Tear Thief (Page 14)	<b>LT: To explore representations of division problems.</b>  During this session the children will be given word problems where they will need to complete a division number sentence to go with it. This information will then be transferred into a bar model.  You will need your red Maths book and a pencil.			There will be no Zoom call on a Thursday afternoon.	<b>PSHE - To understand the importance of positive feelings.</b>  During the session you will be able to use the Give out the Thumbs Up sheet. Please use this to draw and/or write about things you are looking forward to learning about or achieving and the feelings that are associated with this.  Story time

Friday 05.02.2021	A link will be sent each week for Friday's assembly		During this session the children will complete their spelling test.  <i>You will need your green writing book and a pencil</i>		Key Stage One Maths Mental Workout Year 2 Exercise 10 (Page 10)	<b>LT: To find related multiplication and division facts.</b>  During this session children will be finding related facts associated with multiplication and division. They will be able to discuss the patterns that they can see from this.  You will need your red Maths book and a pencil.		<b>LT: To evaluate and make simple corrections.</b>  During this session the children will edit a piece of work checking for missing punctuation and correcting spellings and grammar.  <i>You will need your English book and a pencil.</i>	<b>PE –</b> Take part in a Joe Wicks workout, follow a Cosmic Yoga video or some other exercise of your choice.  Story time
----------------------	---	--	--	--	---	--	--	--	--

Week 2 of 2										
Learning	Assembly	Handwriting and Spelling	Phonics and Spelling		CGP Books	Maths		Math Whizz <a href="https://www.whizz.com/">https://www.whizz.com/</a>	English	Foundation (History, Geography, PE, Science)
<i>Compulsory Encouraged</i>	9:00 – 9:30	9:30 – 10:15	10:00 – 10:30 Zoom Call - led by Miss Hennigan or Mrs Head		10.45 – 11.30	11.30 – 12.00 Zoom Call - led by Miss Hennigan or Mrs Head		1:00 – 1.30	1.30 – 2.00	2:00 – 3.15
Monday 08.02.2021	A link will be sent each week for Monday's assembly	Please practise your weekly spellings and handwriting.	During this session the children will practise their weekly spellings. This week our spellings are: hiking shining surprising joking hoping smiling loving writing coming caring  <i>You will need your green writing book and a pencil.</i>	Break – 10.30 – 10.45	KS1 English Comprehension Year 2 Targeted Question Book <i>The United Kingdom</i> (Page 15)	<b>LT: To solve multiplication problems by skip counting in twos.</b>  During this session the children will count in twos to solve multiplication problems presented in different ways (through number tracks, equations and pictorial representations).  You will need your red Maths book and a pencil.	Lunch -12.00 – 1.	Please logon to <b>Maths Whizz</b> using your personal log in details and work through the tasks.	<b>LT: To plan a biography</b>  During this session the children will make a start on planning a biography of the Queen thinking about the features they need to include.  <i>You will need your English book and a pencil.</i>	<b>Science - To understand the life cycles of animals and compare adults and their young</b>  During this session children need to choose either the lifecycle of frog <b>OR</b> a butterfly research what happens and write about each stage of their life cycle.  Please watch the video 'Tadpole's Promise' which is a lovely story about a frog and butterfly life cycle. <a href="https://www.youtube.com/watch?v=eKMI-a3-uNY">https://www.youtube.com/watch?v=eKMI-a3-uNY</a>  Story time

Tuesday 09.02.2021		<b>A spelling test will take place on Friday's 10am session.</b>	<p><b>LT: To spell near homophones</b></p> <p>During this session the children will recap the term 'homophone' and discuss how this differs from a 'near homophone'. The children will record sentences choosing the correct spelling.</p> <p><i>You will need your green writing book and a pencil</i></p>		Key Stage One Maths Mental Workout Year 2 Exercise 11 (Page 11)	<p><b>LT: To solve multiplication word problems.</b></p> <p>During this session the children will solve word problems associated with multiplication using different representations.</p> <p>You will need your red Maths book and a pencil.</p>			<p><b>LT: To draft and write a biography.</b></p> <p>During this session the children will begin to draft the first part of their biography on the Queen.</p> <p><i>You will need your English book and a pencil.</i></p>	<p><b>RE – How are places of worship similar and different?</b></p> <p>During this session you will need to think about the place of worship we have already covered (church, mosque and synagogue).</p> <p>Write a paragraph detailing the similarities and differences between all three places of worship.</p> <p>Also, research the religious symbol for each of the three religions.</p> <p>Story time</p>
Wednesday 10.02.2021	No assembly		<p><b>LT: To spell common exception words.</b></p> <p>During this session the children will be exposed to the common exception words they should be able to read and spell by the end of Year 2.</p> <p><i>You will need your green writing book and a pencil</i></p>		KS1 English Comprehension Year 2 Targeted Question Book <i>Our Solar System</i> (Page 16-17)	<p><b>LT: To relate multiplying by 2 with doubling.</b></p> <p>During this session the children will recap on the concept of doubling and apply this knowledge and understanding to the two times tables.</p> <p>You will need your red Maths book and a pencil.</p>			<p><b>LT: To draft and write a biography.</b></p> <p><i>During this session the children will continue to draft and write up their biography of the Queen.</i></p> <p><i>You will need your English book and a pencil.</i></p>	<p><b>History - What is a Diamond Jubilee?</b></p> <p>During this session you will need to record sentences describing how both Queens celebrated their Diamond Jubilee and detail what one is.</p> <p>This video is of the Queen's Diamond Jubilee message: <a href="https://www.youtube.com/watch?v=uDQu-HJGhuM">https://www.youtube.com/watch?v=uDQu-HJGhuM</a></p> <p>This video is footage from Queen Victoria's Diamond Jubilee. <a href="https://www.youtube.com/watch?v=pTG9NJTZFKk">https://www.youtube.com/watch?v=pTG9NJTZFKk</a></p> <p>Story time</p>
Thursday 11.02.2021			<p><b>LT: To write sentences in different forms.</b></p> <p>During this session the children will look at the four sentence types; identifying their purpose and the punctuation required for each.</p> <p><i>You will need your green writing book and a pencil</i></p>		Key Stage One Maths Mental Workout Year 2 Exercise 12 (Page 12)	<p><b>LT: To solve multiplication problems by skip counting in fives and tens.</b></p> <p>During this session the children will be able to count in fives and tens and recall simple multiplication and division facts from the 5 and 10 times tables and use them to solve simple problems.</p> <p>You will need your red Maths book and a pencil.</p>			There will be no Zoom call on a Thursday afternoon.	<p><b>PSHE - To feel safe and happy.</b></p> <p>During this session we would like the children to draw a picture of you feeling safe and happy. Record why you feel safe and happy here. This could be a place or who you feel safe and happy with. Why does it make you feel this way?</p> <p>Story time</p>
Friday 12.02.2021	A link will be sent each week for		During this session the children will complete their spelling test.		KS1 English Comprehension	<p><b>LT: To spot patterns in the 2, 5 and 10 multiplication tables.</b></p>			<p><b>LT: To evaluate and make simple corrections.</b></p>	<p><b>PE –</b></p> <p>Take part in a Joe Wicks workout, follow a Cosmic Yoga</p>

	Friday's assembly		<i>You will need your green writing book and a pencil</i>		Year 2 Targeted Question Book <i>On The Farm</i> (Page 18-19)	During this session the children will be able to identify and discuss patterns in the two, five and ten times tables.  You will need your red Maths book and a pencil.			<i>During this session the children will make amendments to a piece of text checking for any spelling error and correcting grammar and punctuation.</i>  <i>You will need your English book and a pencil.</i>	video or some other exercise of your choice.  Story time
--	-------------------	--	---	--	---	--	--	--	---	--

#### **Additional learning throughout the week**

**Purple Mash** – <https://www.purplemash.com/login/>

**Oak Academy** - <https://www.thenational.academy/>

This website contains lots of learning materials. Take a look and choose according to your current topic / interests

**BBC Bite Size** - <https://www.bbc.co.uk/bitesize>

This website contains lots of learning materials. Take a look and choose according to your current topic / interests

If you need your log in details for Purple Mash, Maths Whizz or Times tables Rock Stars, please contact [BR-admin@vennacademy.org](mailto:BR-admin@vennacademy.org)

#### **Zoom Live Learning**

Please install the app at <https://zoom.us/>

The link will be sent to the mobile number of the 1<sup>st</sup> priority contact, 10 minutes before the session begins. If you want this sending to a different contact please let the school office know through our central email address

[BR-admin@vennadaemy.org](mailto:BR-admin@vennadaemy.org)

Expectations for children during the live session can be found here: <https://brookeprimaryacademy.org.uk/wp-content/uploads/2020/11/Expectations-for-Students-in-Zoom-Live-Learning-Sessions.pdf>

