

Brooke Primary Academy - Home Learning Package for Year 5

Monday 1st February - Friday 12th February 2021

This sheet contains all the links your child will need to access remote learning during their time away from school.

Each week your child will receive a combination of:

Live Learning – provided through Zoom by the teacher, children will receive direct teaching. The teacher will teach the concept and the children will have an opportunity to try some questions before completing a task independently. Zoom calls will take place at the times above. Mr Thomas will lead the calls and children from both classes are expected to attend. The link to the call will be texted to parents 10 mins before the session starts.

Remote learning – The children will use resources, as specified by the teacher, to complete work independently at home.






For support you can:

1. Ask the teacher at the end of a Zoom live learning session
2. Email BRK-UKS2@vennacadey.org

Week 1 of 2								
Learning	Assembly	Math Whizz https://www.whizz.com/	Maths 	CGP Books	English Grammar, Spelling and 	TTRockstars https://ttrockstars.com/	Foundation (History/Geography, Science, RE, PE)	Shared Reading
<i>Compulsory Encouraged</i>	9:00 – 9:30	9:30 – 10:15	10:30 – 11:00 Zoom Call - led by Mr Thomas	11:00 – 11:15	12:00am – 12:30 Zoom Call - led by Mr Thomas	1:30 – 2:00	2:00 – 2:45	2:45pm – 3:15 Zoom call – led by Mr Thomas
Monday 1.2.2021	A link will be sent each week for Monday's assembly	Please logon to Maths Whizz using your personal log in details and work through the tasks.	LT: to read and write decimal numbers as fractions During this session you will look at simple equivalence between fractions and decimals. For this lesson you will need: a pencil , ruler, wipeboard & pen/pencil & paper.	Book: KS2 English Grammar, Punctuation & Spelling Task: Trickier Relative Clauses Page: 18	LT: to identify features of a report During this session you will discuss the features of a non-chronological report and then identify those features within report examples. For this lesson you will need: a pencil and a ruler.	Please complete your 'Garage' or 'Sound Check' during your TTRockstar time	Subject: R.E. LQ: What is a Hindu place of worship? During this session you will research Hindu places of worship. You could create a fact file or produce an annotated picture. For this lesson you will need: a device for searching the internet, paper, a pencil and a ruler. (You could produce this work on Word.)	During the Shared Reading sessions we will explore poetry, clarifying the vocabulary, considering the themes, purpose and intent, as well as exploring our own responses and developing questions/lines of enquiry.
Tuesday 2.2.2021	No assembly		LT: to read and write decimal numbers as fractions During this session you will develop your understanding if the links between fractions and decimals. For this lesson you will need: a pencil , ruler, wipeboard & pen/pencil & paper.	Book: KS2 English Grammar, Punctuation & Spelling Task: Trickier Relative Clauses Page: 19	LT: to use embedded relative clauses During this session you will recap relative clauses and how we embed them inside sentences. You will create your own examples, practising the skill. For this lesson you will need: a pencil and a ruler.		Subject: History LT: to understand the causes and consequences of the black death During this session you will... For this lesson you will need: a device for searching the internet, paper, a pencil and a ruler. (You could produce this work on Word.)	During the Shared Reading sessions we will explore poetry, clarifying the vocabulary, considering the themes, purpose and intent, as well as exploring our own responses and developing questions/lines of enquiry.
Wednesday 3.2.2021			LT: to recognise and use thousandths During this session you will be introduced to thousandths, considering their fractional and decimal representations.	Book: KS2 English Grammar, Punctuation & Spelling Task: Phrases	LT: to draft and write a report During this session you will draft and write a report about littering in our local environment.		Subject: Science LT: to understand some materials are thermal conductors and some are thermal insulators	During the Shared Reading sessions we will explore poetry, clarifying the vocabulary, considering the themes, purpose and intent, as well as exploring our own

				For this lesson you will need: a pencil , ruler, wipeboard & pen/pencil & paper.	Page: 20	For this lesson you will need: a pencil and a ruler.		During this session you will research thermal insulators and thermal conductors. You could produce some labelled diagrams. A good starting place might be: https://www.bbc.co.uk/bitesize/clips/zkntsbk Super scientists amongst you might find out about 'air pockets' and the role they play in thermal insulation.	responses and developing questions/lines of enquiry.
Thursday 4.2.2021				LT: to recognise and use thousandths During this session you will continue to develop your understanding of thousandths. For this lesson you will need: a pencil , ruler, wipeboard & pen/pencil & paper.	Book: KS2 English Grammar, Punctuation & Spelling Task: Co-ordinating Conjunctions Page: 21	LT: to draft and write a report During this session you will draft and write a report about littering in our local environment. For this lesson you will need: a pencil and a ruler.		There will be no shared reading Zoom call on a Thursday afternoon	
Friday 5.2.2021	A link will be sent each week for Friday's assembly			LT: to compare and order fractions and decimals During this session you will learn how we can order fractions and decimals. For this lesson you will need: a pencil , ruler, wipeboard & pen/pencil & paper.	Book: KS2 English Grammar, Punctuation & Spelling Task: Subordinating Conjunctions Page: 22	LT: to evaluate and edit a report During this session you will review your own work and edit to include our Year 5 writing targets, as well as working to eliminate careless errors, such as with capital letters and full stops. For this lesson you will need: a pencil and a ruler.		PE – take part in a Joe Wicks or Club Doncaster workout. You can access the Joe Wicks via YouTube 'PE with Joe' Follow the link to access Club Doncaster workout - Animal Themed Workout - https://www.youtube.com/watch?v=QJ7n4nbs5MY	During the Shared Reading sessions we will explore poetry, clarifying the vocabulary, considering the themes, purpose and intent, as well as exploring our own responses and developing questions/lines of enquiry.

Week 2 of 2										
Learning	Assembly	Math Whizz https://www.whizzz.com/	Break - 10:15 – 10:30	Maths 	CGP Books	English Grammar, Spelling and 	Lunch - 12:30 - 1:30	TTRockstars https://ttrrockstars.com/	Foundation (History/Geography, Science, RE, PE)	Shared Reading 
<i>Compulsory Encouraged</i>	9:00 – 9:30	9:30 – 10:15		10:30 – 11:00 Zoom Call - led by Mr Thomas	11:00 – 11:15	12:00am – 12:30 Zoom Call - led by Mr Thomas		1:30 – 2:00	2:00 – 2:45	2:45pm – 3:15 Zoom Call - led by Mr Thomas
Monday 8.2.2021	A link will be sent each week for Monday's assembly	Please logon to Maths Whizz using your personal log in details and work through the tasks.		LT: to compare and order fractions and decimals During this session you will develop your understanding of	Book: KS2 English Grammar, Punctuation & Spelling	LT: to plan a report During this session you will develop your planning skills in readiness for the report you will write this week.		Please complete your 'Garage' or 'Sound Check' during your	Subject: RE LT: What is a Jewish place of worship?	During the Shared Reading sessions we will return to narrative, clarifying the vocabulary, exploring the characters, developing our inference skills, summarising and

			<p>ordering and comparing fractions and decimals.</p> <p>For this lesson you will need: a pencil, ruler, wipeboard & pen/pencil & paper.</p>	<p>Task: Using Conjunctions for Cohesion</p> <p>Page: 23</p>	<p>For this lesson you will need: a pencil and a ruler.</p>		<p>TTRockstar time</p> <p>During this session you will research Jewish places of worship. You could create a fact file or produce an annotated picture.</p> <p>For this lesson you will need: a device for searching the internet, paper, a pencil and a ruler. (You could produce this work on Word.)</p>	<p>predicting, and exploring wider themes and links between different parts of the story.</p>
<p>Tuesday 9.2.2021</p>	<p>No assembly</p>		<p>LT: to recognise and use mixed numbers and improper fractions</p> <p>During this session you will learn about mixed numbers and improper fractions, including converting between the two.</p> <p>For this lesson you will need: a pencil, ruler, wipeboard & pen/pencil & paper.</p>	<p>Book: KS2 English Grammar, Punctuation & Spelling</p> <p>Task: Prepositions</p> <p>Pages: 24-25</p>	<p>LT: to draft and write a report</p> <p>During this session you will create your own report, looking to include Year 5 writing targets and challenge yourself to make it noticeably better than the one you wrote last week.</p> <p>For this lesson you will need: a pencil and a ruler.</p>		<p>Subject: History</p> <p>LT: to understand the great medicinal discoveries in the Victorian era</p> <p>During this session you will find out, and then write fact files, about and two from: Florence Nightingale (1853-56), Louis Pasteur pasteurization (1862), Robert Koch Germ Theory (1875) or Louis Pasteur vaccine (1879)</p> <p>For this lesson you will need: a device for searching the internet, paper, a pencil and a ruler. (You could produce this work on Word.)</p>	<p>During the Shared Reading sessions we will return to narrative, clarifying the vocabulary, exploring the characters, developing our inference skills, summarising and predicting, and exploring wider themes and links between different parts of the story.</p>
<p>Wednesday 10.2.2021</p>			<p>LT: to recognise and use mixed numbers and improper fractions</p> <p>During this session you will develop your reasoning skills, working with mixed numbers and improper fractions.</p> <p>For this lesson you will need: a pencil, ruler, wipeboard & pen/pencil & paper.</p>	<p>Book: KS2 English Grammar, Punctuation & Spelling</p> <p>Task: Linking Ideas in a Paragraph</p> <p>Pages: 26-27</p>	<p>LT: to draft and write a report</p> <p>During this session you will create your own report, looking to include Year 5 writing targets and challenge yourself to make it noticeably better than the one you wrote last week.</p> <p>For this lesson you will need: a pencil and a ruler.</p>		<p>Subject: Science</p> <p>LT: to compare and group materials based on their properties</p> <p>During this session you will write down as many materials as you can find out about that have been used to make your house/home. For each one, what are its properties? Why is it a good material for what it does?</p> <p>For this lesson you will need: a device for searching the internet, paper, a pencil and a ruler. (You could produce this work on Word.)</p>	<p>During the Shared Reading sessions we will return to narrative, clarifying the vocabulary, exploring the characters, developing our inference skills, summarising and predicting, and exploring wider themes and links between different parts of the story.</p>
<p>Thursday 11.2.2021</p>			<p>LT: to convert fractions to a common denominator</p> <p>During this session you will learn to convert fractions with different</p>	<p>Book: KS2 English Grammar, Punctuation & Spelling</p>	<p>LT: to evaluate and edit a report</p> <p>During this session you will review your own work and edit to include our Year 5 writing targets, as well as working to</p>		<p>There will be no shared reading Zoom call on a Thursday afternoon</p>	

			denominators to fractions with a common denominator. For this lesson you will need: a pencil , ruler, wipeboard & pen/pencil & paper.	Task: Linking Paragraphs Pages: 28-29	eliminate careless errors, such as with capital letters and full stops. For this lesson you will need: a pencil and a ruler.				
Friday 12.2.2021	A link will be sent each week for Friday's assembly		LT: to convert fractions to a common denominator During this session you will develop your skills in converting fractions with different denominators to fractions with a common denominator, and use this skill with addition and subtraction of fractions. For this lesson you will need: a pencil , ruler, wipeboard & pen/pencil & paper.	Book: KS2 English Grammar, Punctuation & Spelling Task: Present Tense and Past Tense Page: 30	LT: to proof read and publish a report During this session you will carry out a final read and evaluation. You will go on to produce a copy in your very best handwriting. For this lesson you will need: a pencil and a ruler.			PE – take part in a Joe Wicks or Club Doncaster workout. You can access the Joe Wicks via YouTube 'PE with Joe' Follow the link to access Club Doncaster workout - Animal Themed Workout - https://www.youtube.com/watch?v=QJ7n4nbs5MY	During the Shared Reading sessions we will return to narrative, clarifying the vocabulary, exploring the characters, developing our inference skills, summarising and predicting, and exploring wider themes and links between different parts of the story.

Additional learning throughout the week

Purple Mash – <https://www.purplemash.com/login/>

Oak Academy - <https://www.thenational.academy/>

This website contains lots of learning materials. Take a look and choose according to your current topic / interests

BBC Bite Size - <https://www.bbc.co.uk/bitesize>

This website contains lots of learning materials. Take a look and choose according to your current topic / interests

If you need your log in details for Purple Mash, MathsWhizz, Times tables Rock Stars, please contact BRK-UKS2@vennacadey.org

Zoom Live Learning

Please install the app at <https://zoom.us/>

The link will be sent to the mobile number of the 1st priority contact, 10 minutes before the session begins. If you want this sending to a different contact please let the school office know through our central email address

BR-admin@vennadaemy.org

Expectations for children during the live session can be found here: <https://brookeprimaryacademy.org.uk/wp-content/uploads/2020/11/Expectations-for-Students-in-Zoom-Live-Learning-Sessions.pdf>

